


## Addcontent module

Last Modified on 09/12/2024 3:23 pm IDT

 This article is designated for administrators.

### About

Once enabled, this module allows you to add content directly to channels and galleries from their respective pages. Disabling the module won't prevent content from being published to the category via the Media Page or My Media.

 This functionality is not available for [Theming](#) users.

### Configure

1. Go to your Configuration Management console and click on the **Addcontent** module. You can also navigate to it directly using a link:

*[https://{your\\_KMS\\_URL}/admin/config/tab/addcontent](https://{your_KMS_URL}/admin/config/tab/addcontent).*

#### Modules

Accessibility

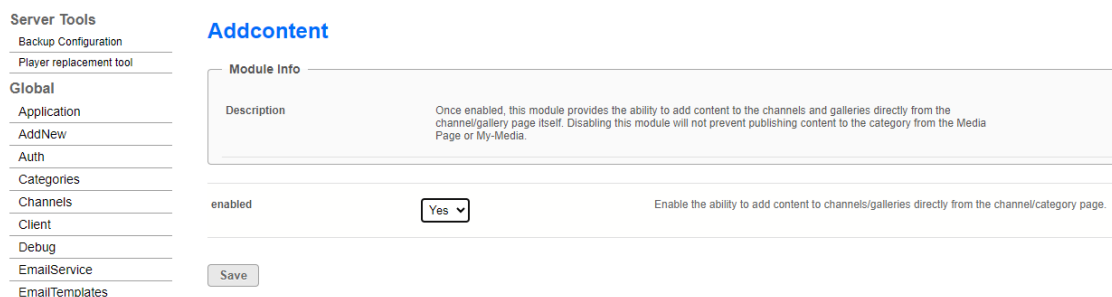
**Addcontent**

Addtoplaylists

Adminaccess

The Addcontent page displays.

#### Configuration Management


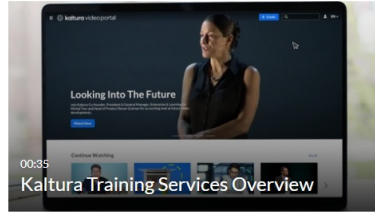



The screenshot shows the 'Addcontent' configuration page. On the left is a sidebar with navigation links: Server Tools (Backup Configuration, Player replacement tool), Global (Application, AddNew, Auth, Categories, Channels, Client, Debug, EmailService, EmailTemplates). The main content area is titled 'Addcontent' and contains a 'Module Info' section with a description: 'Once enabled, this module provides the ability to add content to the channels and galleries directly from the channel/gallery page itself. Disabling this module will not prevent publishing content to the category from the Media Page or My-Media.' Below this is a toggle for 'enabled' set to 'Yes' with a dropdown arrow. A 'Save' button is at the bottom left.

2. Set **enabled** to 'Yes' to enable the module.
3. Click **Save**.

### User experience

When enabled, the **+Add to Channel** button is displayed on the channel page.



 To learn more about configuring channels, visit our [Channel modules](#) category.