

Accessibility in the V7 player

Last Modified on 03/25/2026 6:42 pm IST

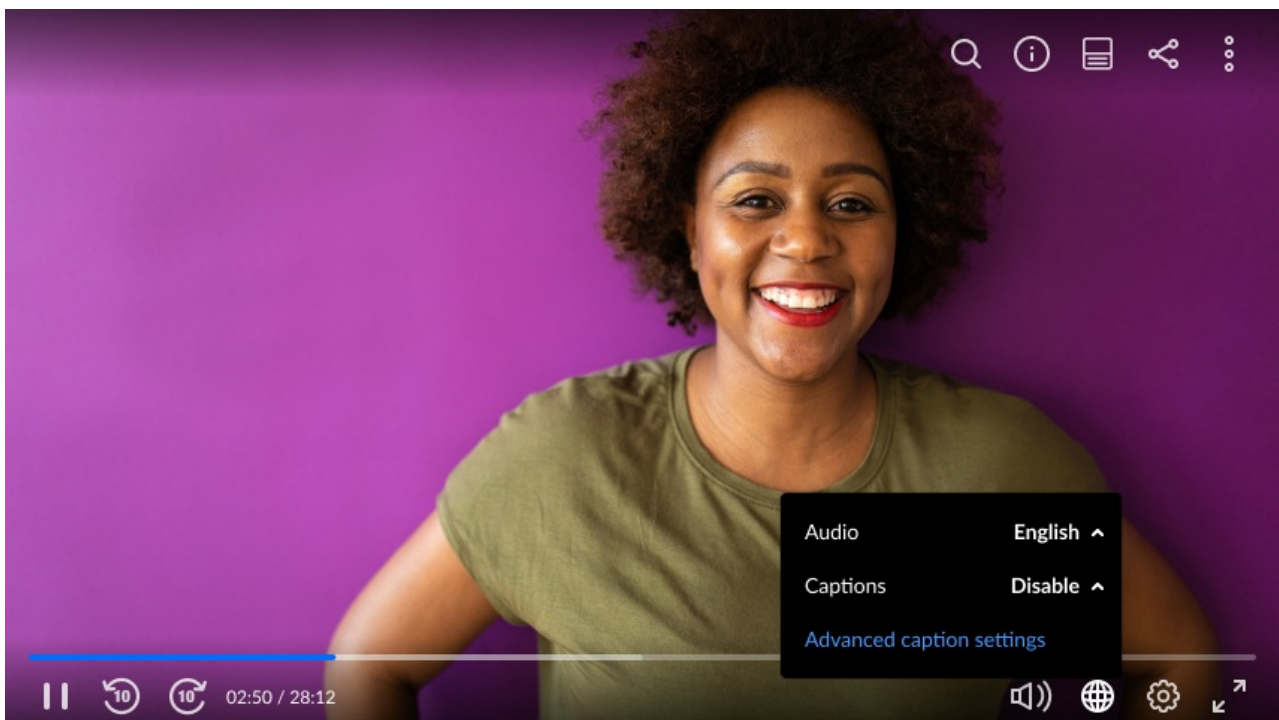
 This article is designated for all users.

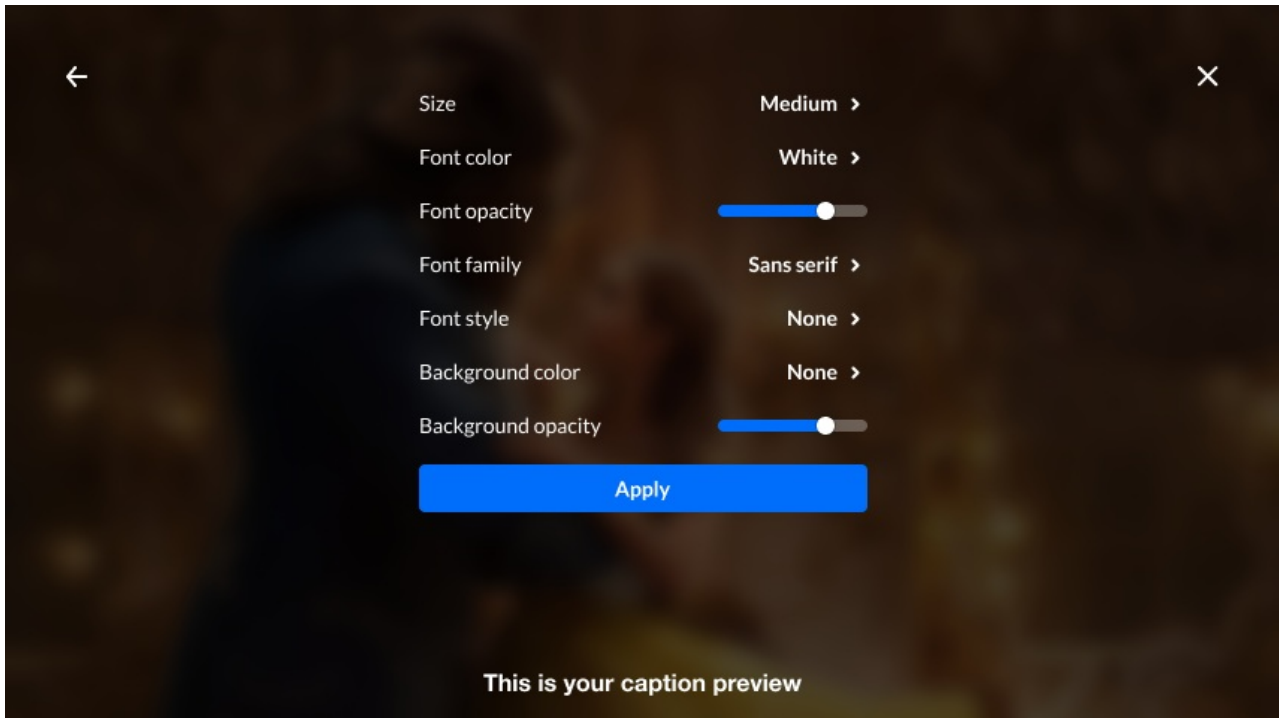
About

The V7 player is fully accessible and meets the general accessibility requirements. The design includes requirements such as color contrast, focus on fields, fonts.

Viewers can control the player options with a standard keyboard (arrows, tab, space, enter, escape). Each of its controls is set with an [aria-label](#), enabling screen readers to render the text as speech.

Viewers also have the ability to customize the look of the captions. See [Captions and Audio Tracks](#) for more information. Click Advanced captions settings to customize the captions display.





Setup

To learn how to set captions to display by default in the player, see [Set captions to display by default in the player](#), or to enable localization, see [Enable localization in the player](#).

Features

- Screen reader support
- Built with accessible web standards to support assistive technologies
- Multi-audio track support
- Customizable captions (text style, size, and colors)
- Keyboard navigation across all interactive elements
- Full keyboard navigation support across all player controls, including sliders (such as the seek bar and volume), with proper labels for accessibility
- Keyboard shortcuts aligned with common video player standards (with extended controls and customization options)

Keyboard shortcuts




Note that these shortcuts will work only if the respective player button/plugin is the focused element on the page.

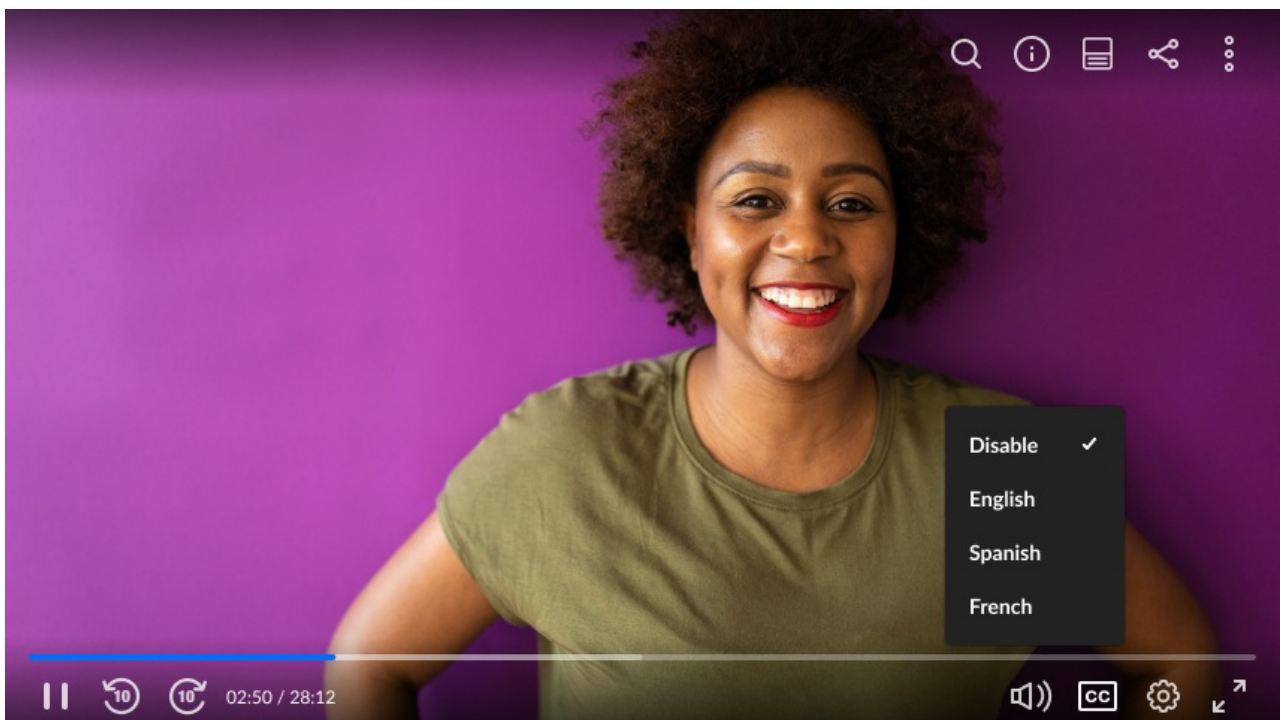
Plugin	Action	Keyboard
Playback	Play/Pause/replay	space-bar
	volume controls	up/down arrows
	mute/unmute	M
	go to full-screen	F
	exit full screen	Esc
	Seek (jump 5 sec)	side arrows
	Jump to video start	Home
	Jump to video end	End
Speed selector	increase/ decrease/ back the original (0)	Shift + < / > / :
Multi Audio	change audio (next stream / previous stream)	[]
	<ul style="list-style-type: none"> • Low priority (not implemented yet) 	
360 video	navigate up, down, sideways	W / A / S / D
Captions	show/hide	C
Jump back to live	Low priority (not implemented yet)	L

Captions display

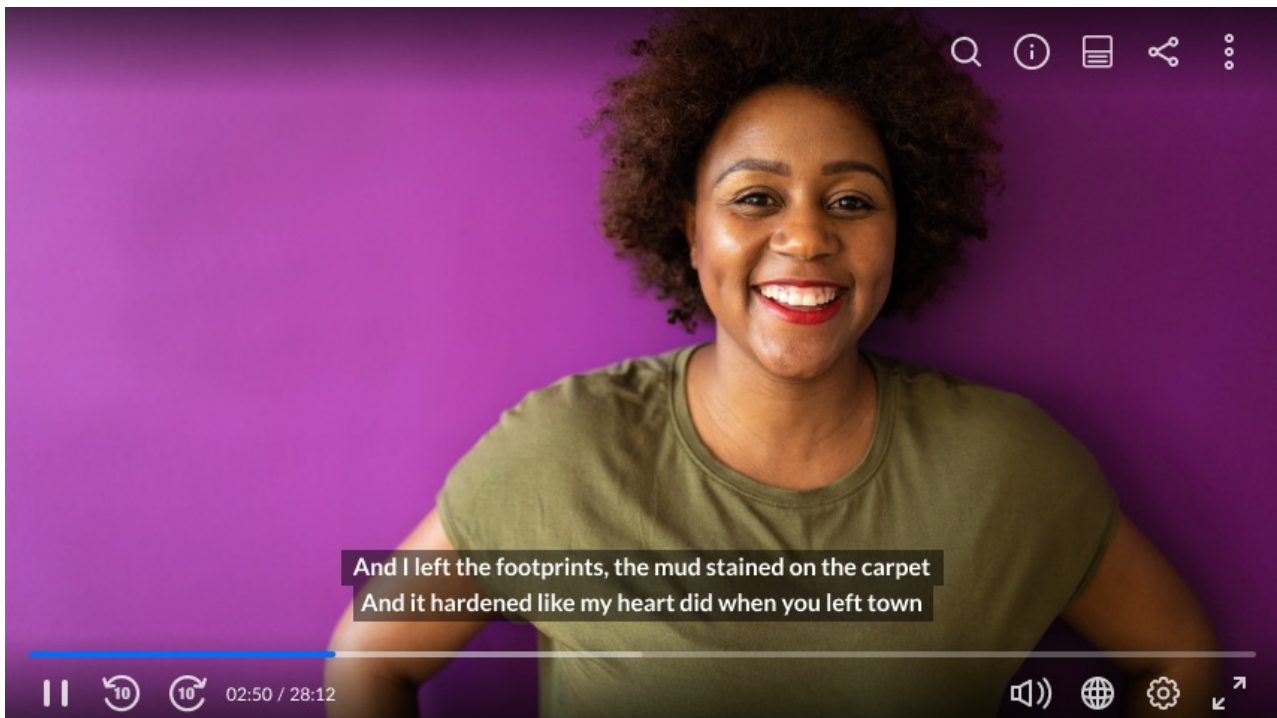
The following displays the player with the captions feature turned off. Click to enable the Closed Captions.



The following screen displays the player with several captions files available in different languages.



The following displays captions on the player with the control bar.



Localization

Set the language of the Kaltura player user interface. Supports language code or **auto** to take the browser-requested language from JavaScript vars.

Localizations will use the English language as a fallback where missing translations.

Supported Languages (17): English, German, French, Spanish, Italian, Dutch, Russian, Portuguese (Brazilian), Japanese, Chinese (Simplified), Chinese (Traditional), Hindi, Arabic, Hebrew, Korean, Canadian French, and Finnish.

For the admin guide, please visit [Enable localization in the player](#).

Try it out

