


Download Media


Last Modified on 04/12/2022 5:39 pm IDT

 This article is designated for all users.

About

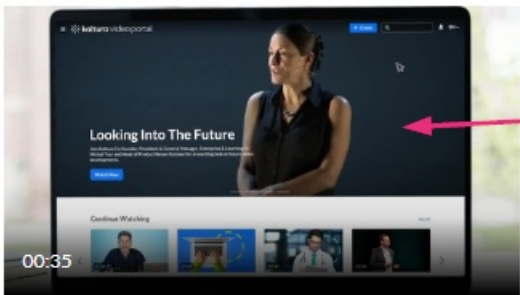
Media can be downloaded via the [media page](#) in the [video portal](#) and [KAF](#) applications.

 **You can only download media if the media owner has enabled this capability.** Please see our article [Enable media download](#) for more information.

 The following instructions have [Theming](#) enabled.

Download an entry

1. When you find an entry you want to download, click on its thumbnail.



Kaltura Training Services Overview

Published

tags

more tags

new tags

Owner • on July 12, 2024



0

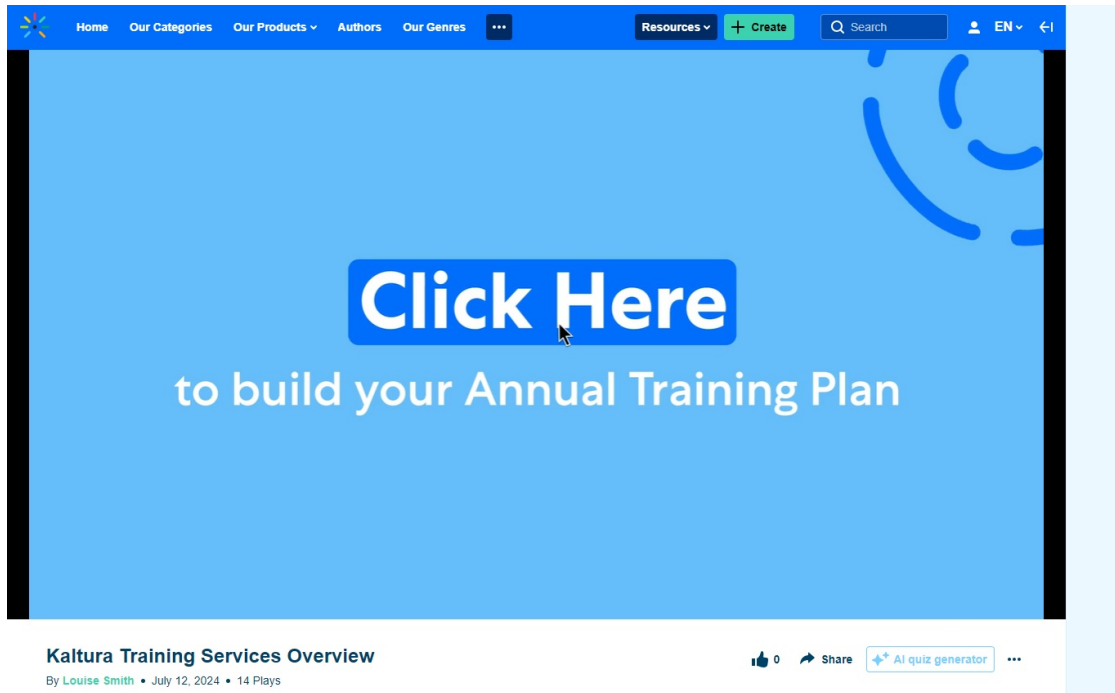


14




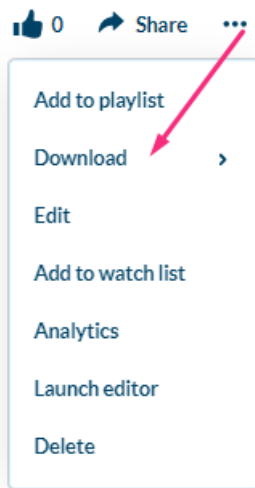
0

The edit media page displays.

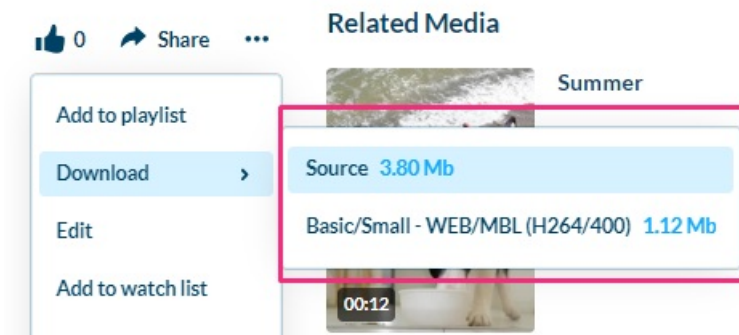


2. Click the **three dots** menu or **ACTIONS** menu (depending on whether you have the [Theming](#) design system enabled or not) under the player and select **Download**.


 This menu option is only available if the media owner has enabled it. For more details, check out our article [Enable media download](#).



3. Choose the flavor to download.



The entry downloads to your device.

 Additional download options can be enabled by the KMC administrator on the media player. To learn more, please refer to our article [Download](#).

 Found a mistake? Let us know about it! Please send us a message at knowledge@kaltura.com.