

Download media in Brightspace

Last Modified on 09/28/2025 6:36 pm IDT

 This article is designated for all users.

About

You can download media directly from the media page in LMS video applications.



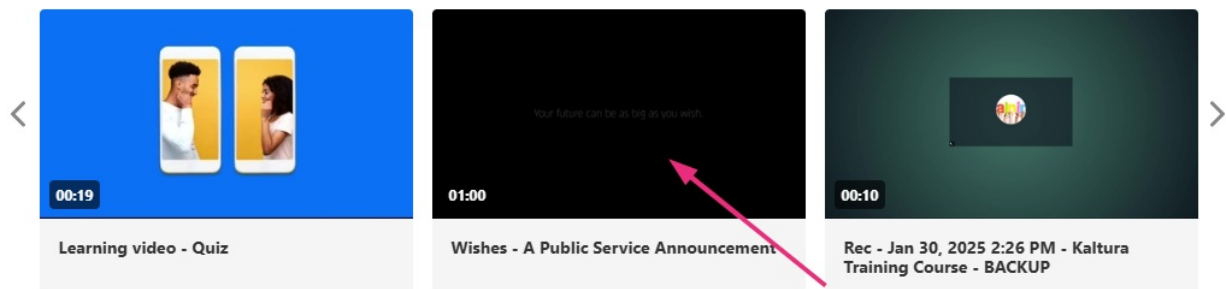
You can only download media if the media owner has enabled this capability. Please see our article [Enable media download](#) for more information.



The following instructions have [Theming](#) enabled.

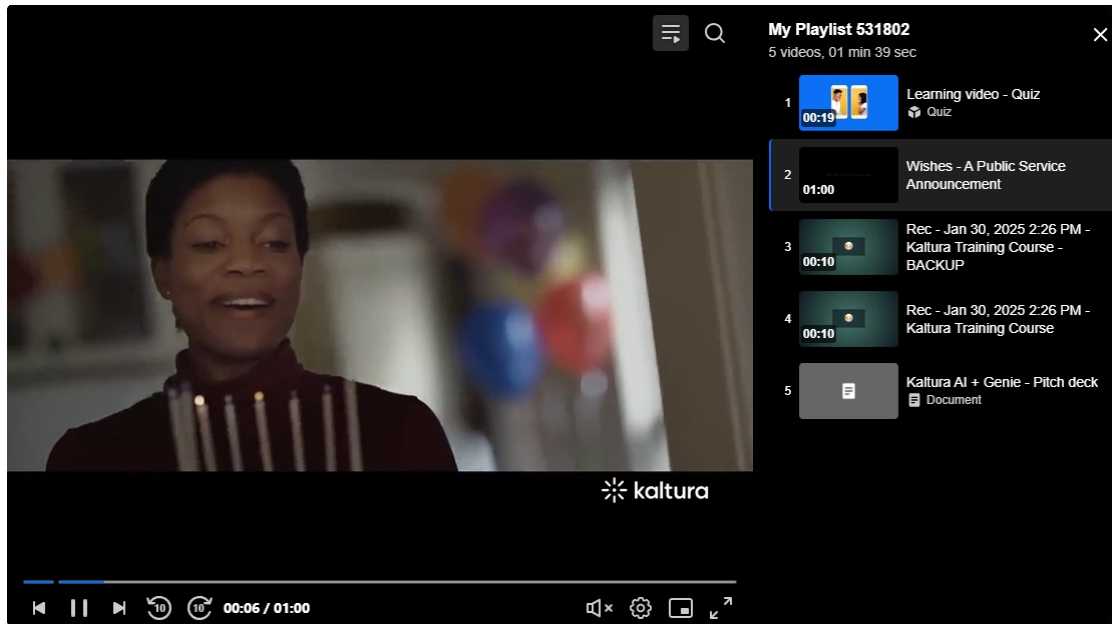
Download an entry

1. When you find an entry you want to download, click on its thumbnail.



The media page displays.

2. Click the **three dots** under the player.

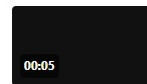


Wishes - A Public Service Announcement

By Customer Training • November 19, 2024 • 7 Plays

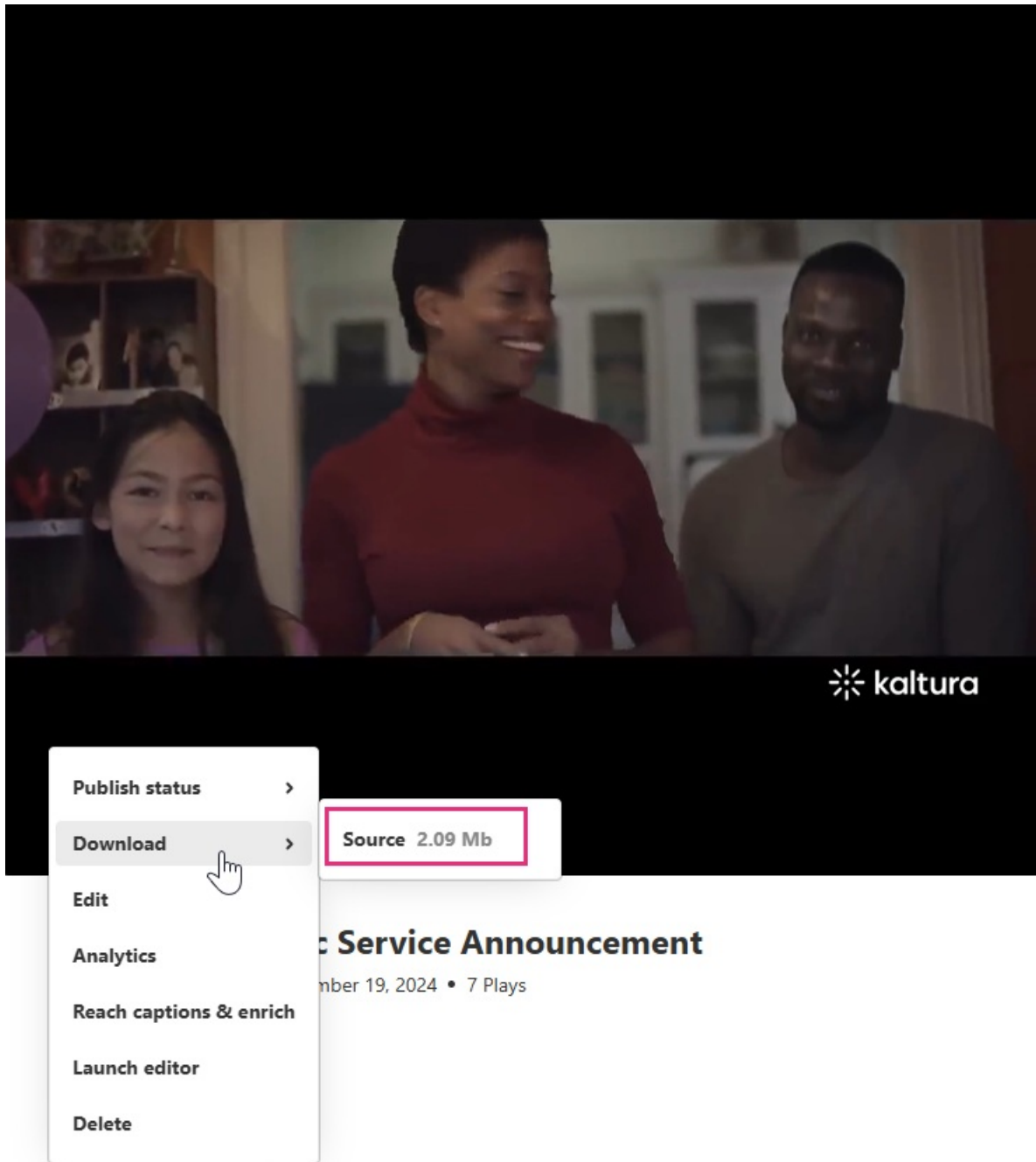
👍 0 Embed ⋮ ←

Related Media



Rec- Sep 12, 2025
10:45 AM - Embed ...

3. Click **Download** and select the format you want.



This menu option is only available if the media owner has enabled it. For more details, check out our article *Enable media download*.

The entry downloads to your device.



Additional download options can be enabled by the administrator on the media player. To learn more, please refer to our article [Download](#).



Found a mistake? Let us know about it! Please send us a message at knowledge@kaltura.com.
