

Add a YouTube video in Brightspace

Last Modified on 06/13/2025 5:40 pm IDT

 This article is designated for all users.

About

Want to add YouTube videos in your LMS? We'll guide you through integrating public domain videos, enhancing your content library while ensuring full copyright compliance.



Adding content from YouTube requires the [YouTube module](#) to be enabled.

Add a YouTube video

1. Navigate to your My Media page.
2. Click the **Add New** menu and select **YouTube**.

My Media



 My Calendar

 My Dashboard

 My recycle bin

 Search My Media



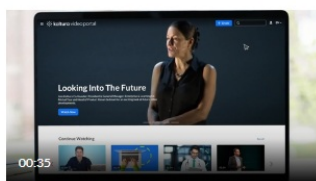
Filters >

Search In: All Fields ▾ Sort By: Creation Date - Descending ▾



Add New ▾

ACTIONS ▾



Kaltura Training Services Overview

Description

Published

tags

Co-Publisher, Co-Editor, Co-Viewer • on August 16, 2024 ❤️ 0 💬 6



Kaltura Training Services Overview

This is a description.

Published

tags

Owner • on July 16, 2024 ❤️ 0 💬 0



Hello world

This is a description.



The YouTube page displays.

YouTube

Video Page Link (or Content ID)

e.g.: "https://www.youtube.com/watch?v=81XmhILjhFg"

Preview
Note: Only public YouTube videos are supported

[Back](#)

- Paste the YouTube link into the empty field below **Video Page Link (or Content ID)**.



Only public domain videos are supported.

Video Page Link (or Content ID)

c1WBzMLgixM

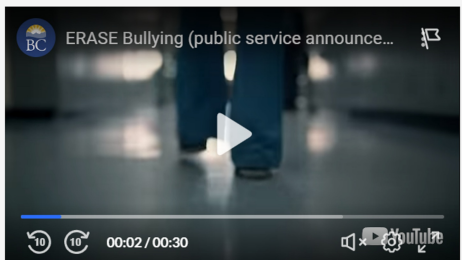
- Click **Preview** to edit the YouTube entry.

YouTube

Video Page Link (or Content ID)

c1WBzMLgixM







Preview
Note: Only public YouTube videos are supported



- Edit the name, description, and other metadata as desired.
- Choose a **Publishing Status**, if desired.

Please fill out these details:

Name: (Required)

Description: **Black** **Bold** *Italic* Underline      


Did you know sharing hurtful comments online is cyberbullying? The Government of British Columbia has released this public service announcement to help create awareness of cyberbullying and to draw people to the ERASEbullying.ca website which includes information and tips on what to do if it's happening to you.

Learn more:
<http://www.erasebullying.ca> and
<http://erasebullying.ca/youth/youth-cyber.php> and

Tags:

Department Name:

Department Division:

Date Established: 

Publishing Schedule: ☒ Always ☐ Specific Time Frame
(The time range in which this media will be visible to users in published channels/categories)

Complete all the required fields and save the entry before you can select to publish it to categories or channels. Note that the upload process needs to complete successfully for the "Published" option to be enabled.

Publishing Status: ☒ **Private** - Media page will be visible to the content owner only.
☐ **Unlisted** - Media page will be visible to anyone with a link to the page.
☐ **Published** - Media page will be visible to users according to entitlements based on the selected destinations in the options below.

7. Click **Save**.

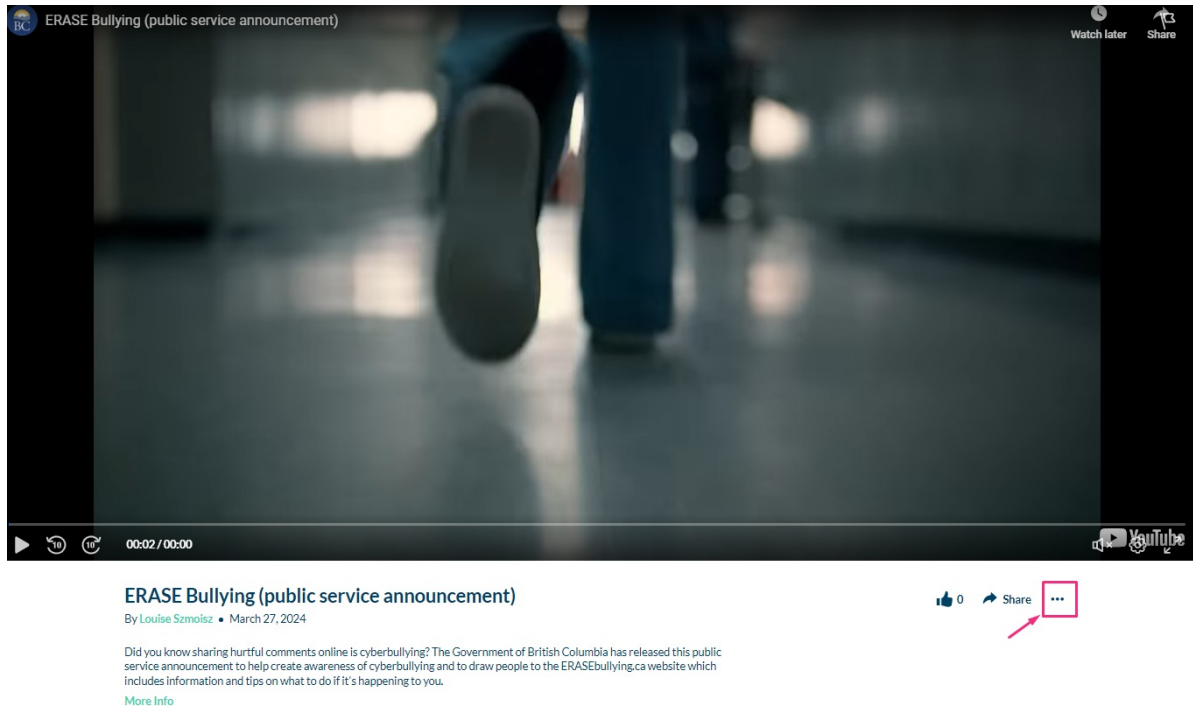
You can also click **Go to Media** to view the media page or click **Go to My Media** to view the video in My Media.



You can access the **edit media page** to edit and manage your entry just like any media entry.

Replace a YouTube link

1. Click the **three dots menu** on the lower right of the video.



2. Select **Edit** from the drop-down menu.

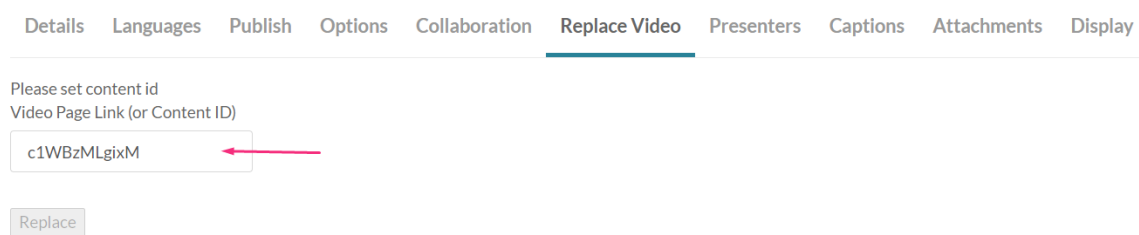
- Add to playlist
- Edit** ←
- Add to watch list
- Analytics
- Launch editor
- Delete

The edit media page displays.

3. On the edit media page, click the **Replace Video** tab.



- Under the **Replace Video** tab, enter the replacement link or Content ID in the blank field.

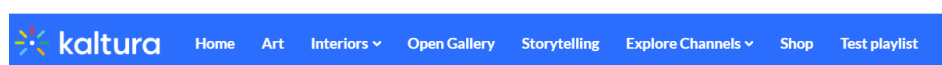


- Click **Replace**.

A confirmation message displays: *I confirm that this external content is similar in essence to the original content which may have already generated views and likes.*

- Click **OK**.
- If you'd like to edit the metadata, click the **Details** tab, make the desired changes, then click **Save**.

Click **Back to Media Page** to view your video.



ERASE Bullying (public service announcement)



To avoid issues, always check the availability of YouTube videos ingested into Kaltura. If a video is deleted or unpublished on YouTube, users will see a spinning wheel in the video portal.

Analytics

YouTube videos linked to Kaltura via the YouTube module have their own analytics, tracking engagement within your LMS. These stats are separate from YouTube's playback analytics.

Captioning

If a YouTube video has captions, you might see overlapping captions with the Kaltura REACH captions. Check out [Overlapping YouTube Captions](#) to learn how to manage this.



The **V7 player** currently does not ingest captions from YouTube videos.

To order REACH captions, see [Order captions & translations](#).