

Access Playlists

Last Modified on 02/01/2022 10:58 am IST

This article describes how to access playlists and the Playlist Playback page in KMS and KAF.

Media Playlists in KMS

There are two ways to access media playlists in KMS - from the My Playlist page or from the Playlist Details page.

Option 1:

Access the [My Playlists page](https://knowledge.kaltura.com/help/my-playlists-page) (<https://knowledge.kaltura.com/help/my-playlists-page>) then click on the thumbnail or the name of a playlist.



Leadership Succession Program ← Name

Private • Updated 2 days ago

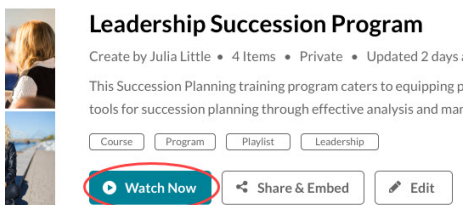
[Playlist Details](#)



The Playlist Playback page displays.

Option 2:

Access the [Playlist Details page](https://knowledge.kaltura.com/help/playlist-details-page) (<https://knowledge.kaltura.com/help/playlist-details-page>) and click Watch Now.

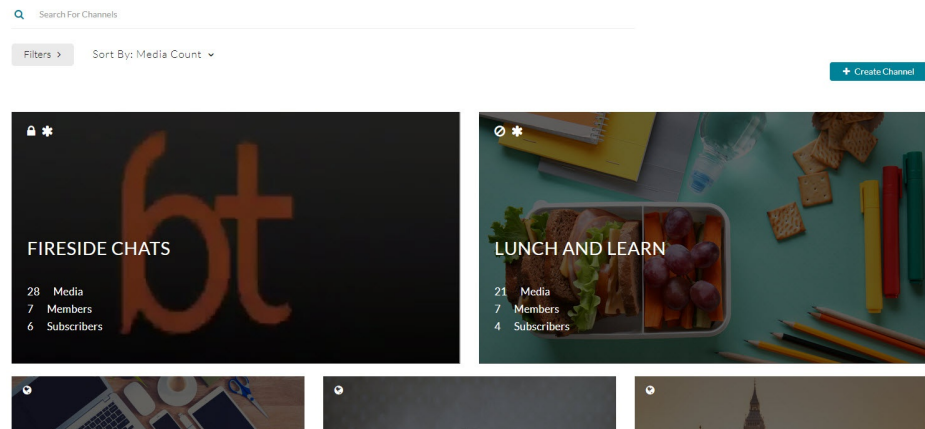


The Playlists Playback page displays.

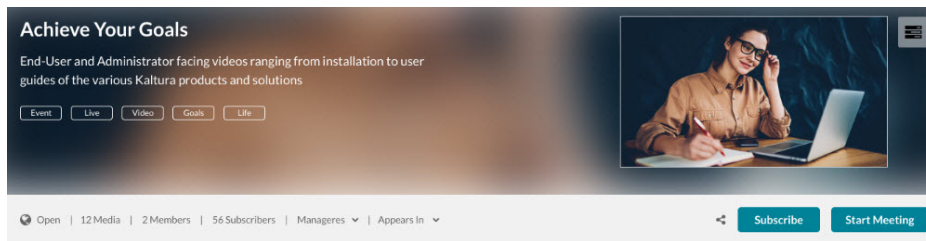
Channel Playlists in KMS

1. Select My Channels from the User drop down menu. The My Channels page displays.

My Channels

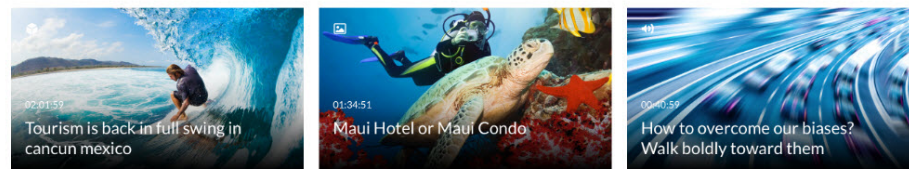


2. Click on a channel thumbnail to open a page.



Home 9 Media

≡ IDO PLAYLIST



≡ MOTIVATE YOURSELF



On the Home tab, playlists are displayed by name and accompanying media thumbnails to identify the content therein.

3. Click on the thumbnail or the name of a playlist. The Playlists Playback page displays.

Media Gallery Playlists in KAF

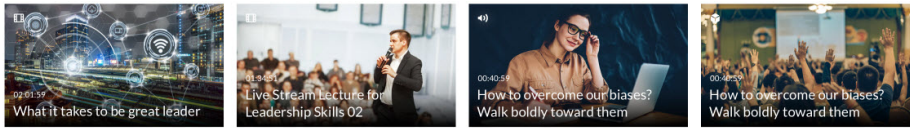
1. Navigate to a Media Gallery on your KAF instance. The Media Gallery tab is located on the navigation bar within your course.

Media Gallery

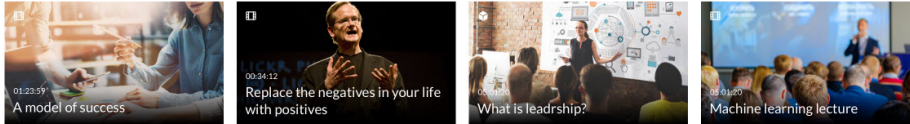
[Start Meeting](#)

Playlists 36 Media

WEEK 1 VIDEOS



LECTURES AND RECORDINGS



CREATE CHANGE IN YOUR LIFE - LEADERSHIP LESSONS



On the Playlists tab, playlists are displayed by name and accompanying media thumbnails to identify the content therein.

- Click on the thumbnail or the name of a playlist. The Playlists Playback page displays.



The Playlist Playback page allows users to watch media in the playlist one by one. The page includes the following information:

- First item in playlist displays in large player on left. (If the playlist was set to auto play, the first item in the playlist starts playing automatically as soon as you visit the Playlist Playback page.)
- Playlist name, status, and complete list of items in the playlist displays on right.
- The bottom half of the screen shows the name, creator, when the item was last updated, along with number of likes, number of plays, number of comments, and a field to enter a new comment. Tabs are displayed based on the media's settings.
- Media related to the media being played is shown as well.