


Delete a Playlist

Last Modified on 04/12/2022 5:51 pm IDT

 This article is designated for all users.

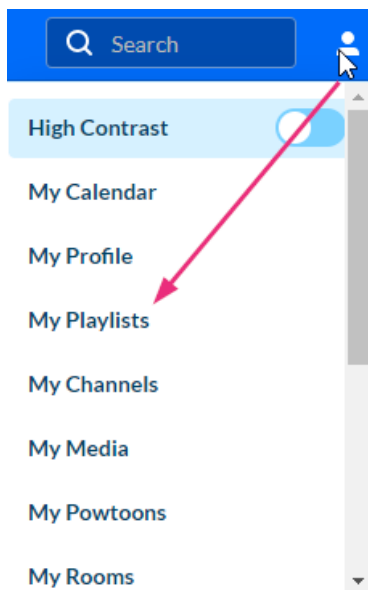
About

Refreshing your site by removing outdated playlists helps keep your content up-to-date and engaging.

 If you can't delete a playlist, you may need to ask your administrator to give you the required permission.

Delete a playlist

1. From the user menu, choose **My Playlists**.



2. On the **My Playlists** page, locate the playlist you want to delete.

My Playlists

🔍 Search My Playlists

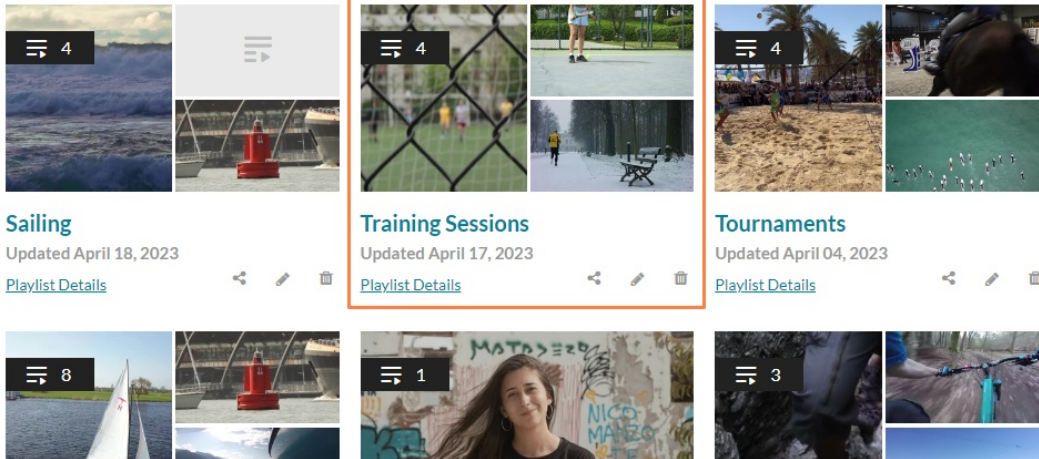


Filters >

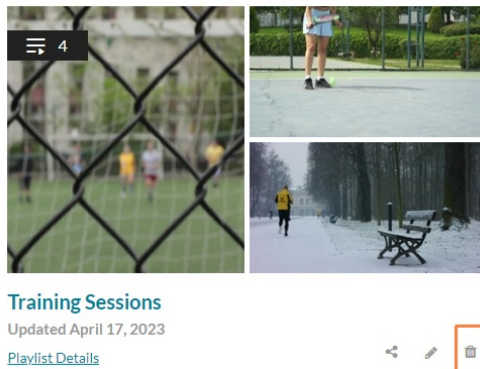
Sort By: Update Date - Descending ▾



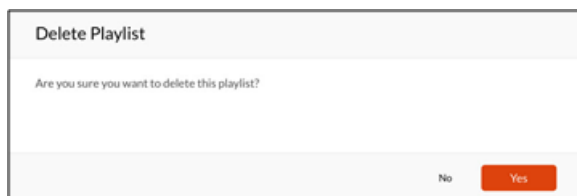
+ Create Playlist



3. Click the trashcan icon.



A confirmation message displays.



4. Click **Yes** to confirm.