

Homepage Guide

Last Modified on 11/09/2022 6:54 pm IST

This article describes the Virtual Events Homepage structure and Homepage display design.

A Homepage is the first page attendees see when logging in to their virtual event.

The Homepage serves as a significant landing page for attendees, capturing their attention.


Kaltura recognizes the need for easy, self-explanatory navigation right from your Homepage using ads, video carousels, and more.

Hero Banner

The hero banner auto-plays sessions from the live agenda. When there are no live sessions being broadcasted, the hero banner falls back to play VOD content.

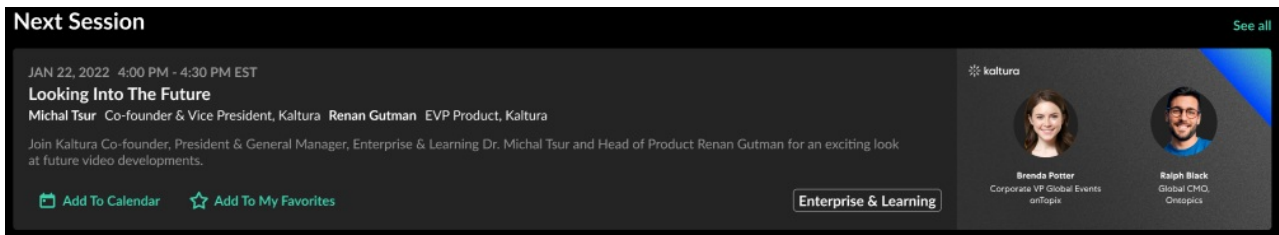
Deliverables

Please provide a list of live sessions to be included as well as a fallback VOD playlist. The VOD playlist will include up to 8 videos.



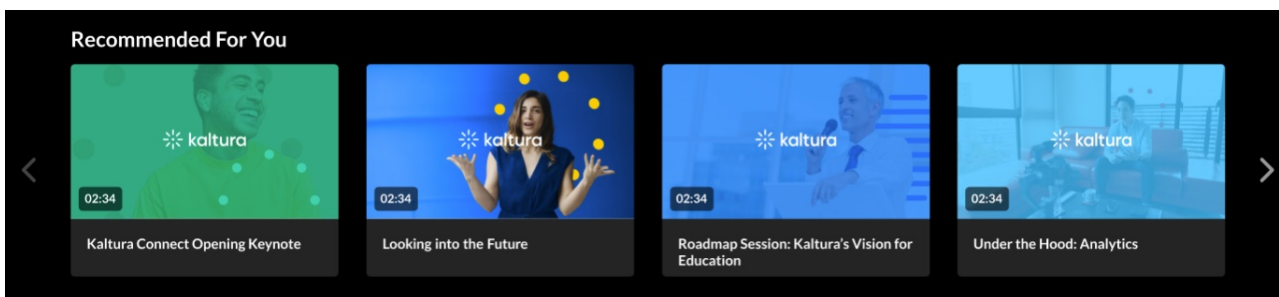
Next Session

The component displays the following live sessions from the agenda. The component displays up to two live sessions.



Recommended Content

The playlist shows content based on the user's interests that were selected during registration so that different users see different playlists (4 grid view).



News Items

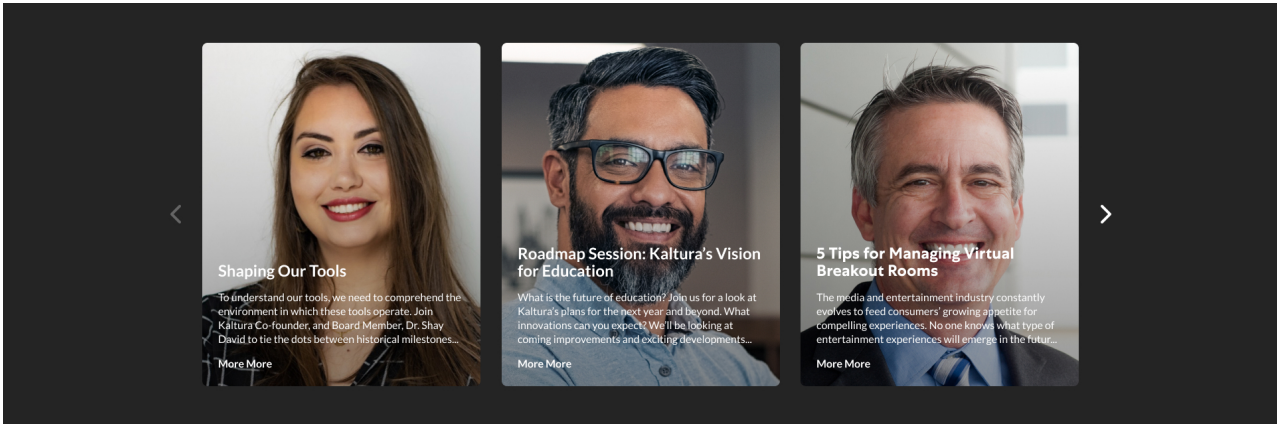
Images and text, allowing the user to read the content in a newspaper type of experience.

Deliverables

Please provide an image, title, and description for every item (according to the technical specifications below). Please provide at least three items.

Technical Specifications

1. Images: 760x920 pixels, Format: JPG
2. Title (60 char limit)
3. Description (2,500 char limit). The description can accommodate rich text (Links, Bold, Underline, etc.).



Spotlight Video

Shows featured video content played automatically.

Deliverables

Please provide a VOD and the following text items:

- Label: 25 char limit
- Title: 25 char limit
- Description: 300 char limit



Homepage Carousel

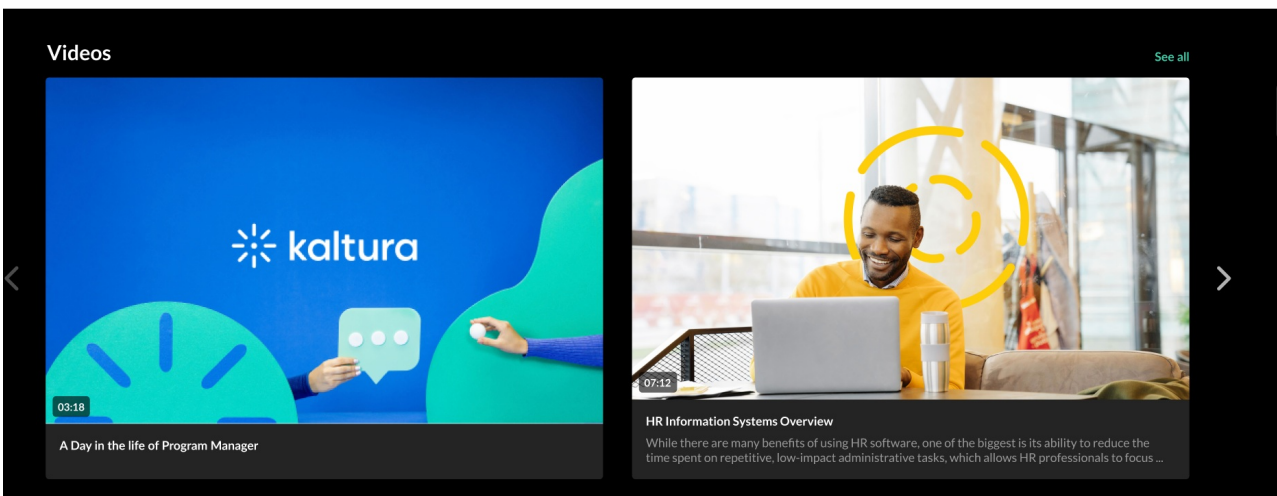
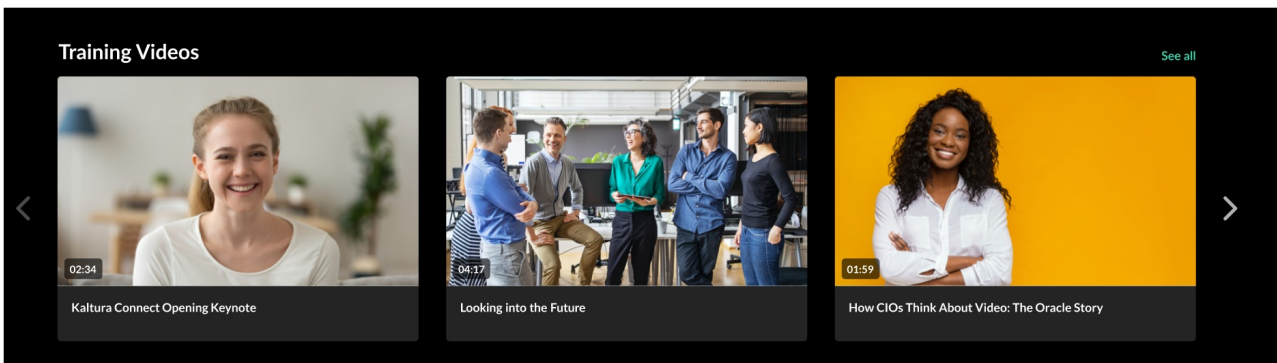
The carousel displays selected content that can auto-swap. (2, 3, or 4 grid views).

Deliverables

1. A list of videos for the carousel's playlist

2. Select the grid view (2, 3, or 4)

3. Carousel title (60 char limit)



Homepage Ads

The ads component may display two ads. The ads are clickable.

Deliverables

1. Two image ads 960x540 pixels, Format: JPG
2. Destination link for every image.



Get Behind the Scenes at the **Kaltura Demo Lab**

Let's Go



Feeling Lost? Find Your Path with Our Interactive Walkthrough

Get a Personal Tour



HTML Banner

The HTML Banner component displays a horizontal ad. The ad is clickable.

Deliverables

1. Ad 1980x300 pixels, Format: JPG
2. Destination link

