

Accessing and Reviewing Quick Poll Results

Last Modified on 03/27/2025 8:33 am IST

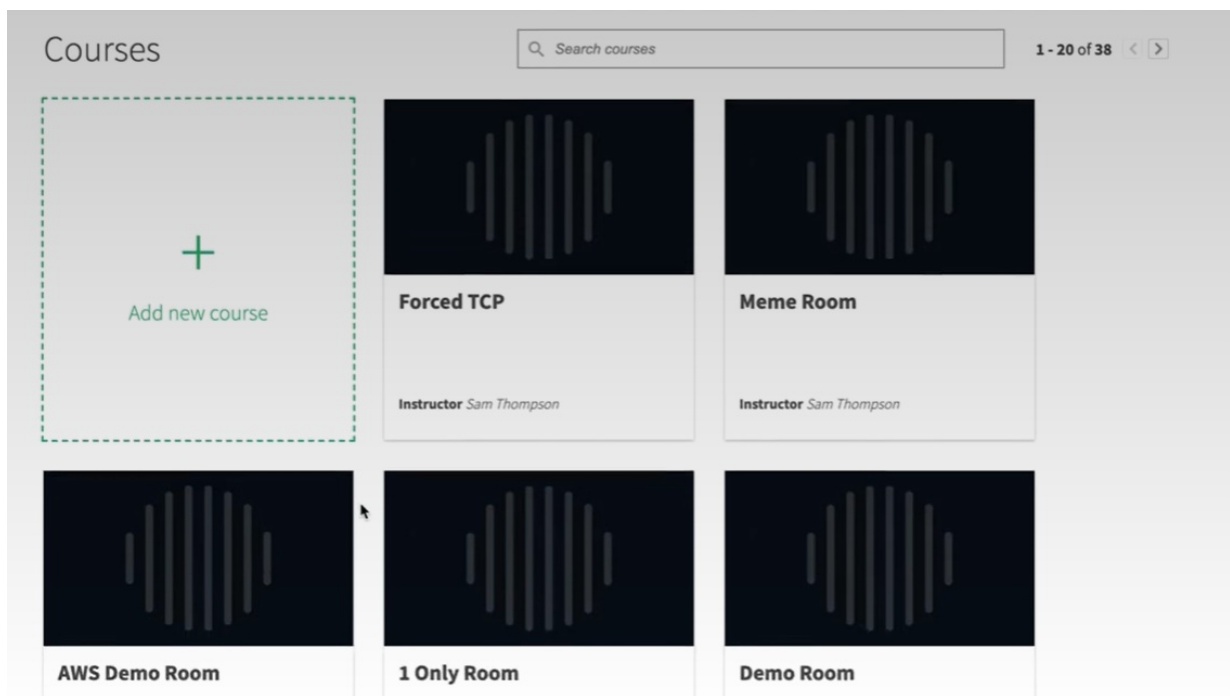
i Legacy notice

This article documents the **legacy KME Room**. For information on the new room, please visit the [new Kaltura Room documentation](#).

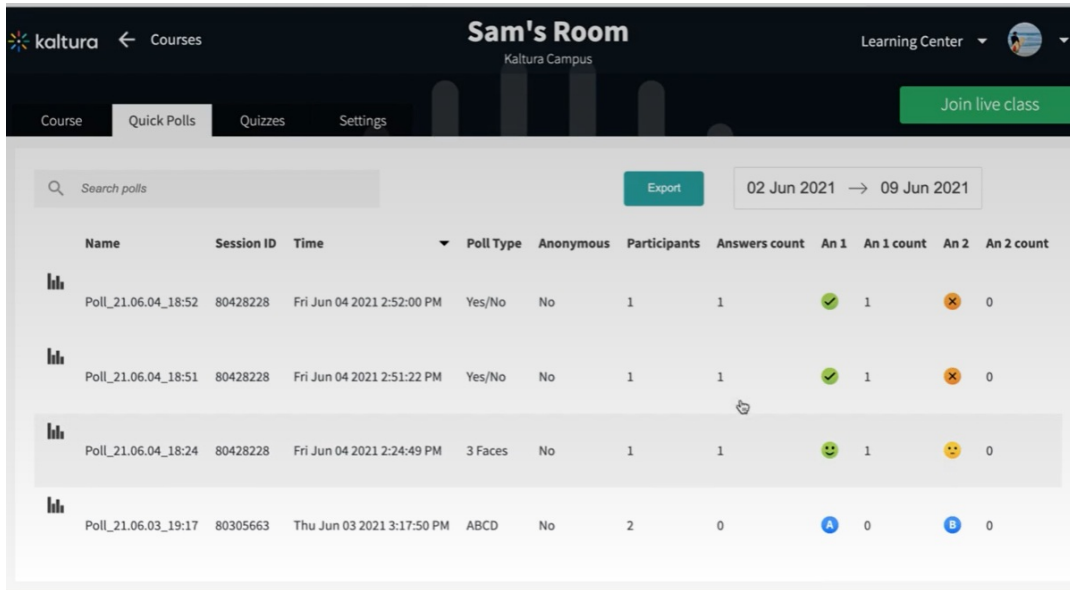
The quick polls' statistics and results may be reviewed and exported through the session statistics pages in the Kaltura Meetings' rooms management site. For more information about quick polls, please see [Quick Polls](#).

Only credentialed instructors may navigate to their session stats at smart.newrow.com to view the session statistics.

1. Select a room (or course).



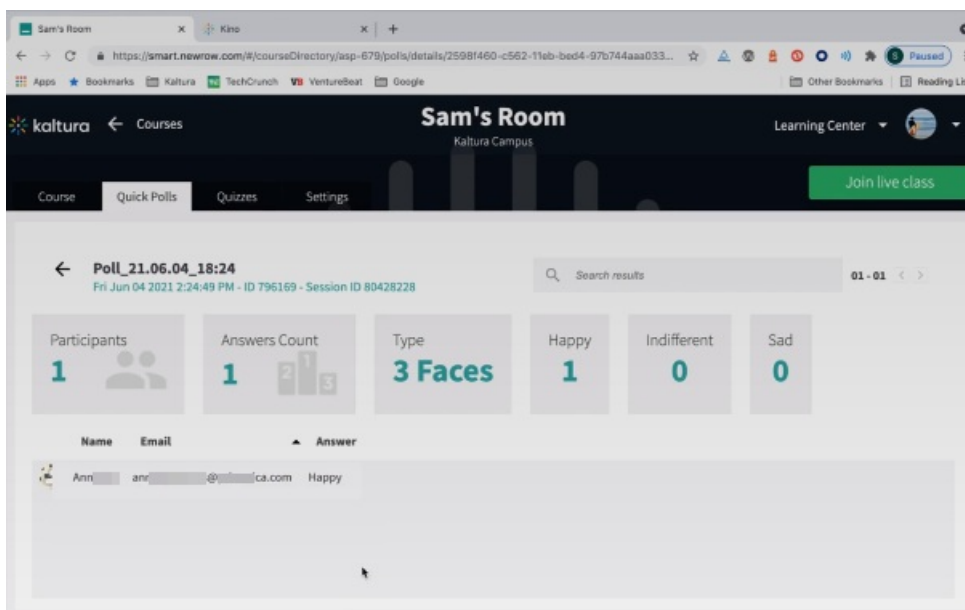
2. Select the Quick Polls tab.



Name	Session ID	Time	Poll Type	Anonymous	Participants	Answers count	An 1	An 1 count	An 2	An 2 count
Poll_21.06.04_18:52	80428228	Fri Jun 04 2021 2:52:00 PM	Yes/No	No	1	1	✓	1	✗	0
Poll_21.06.04_18:51	80428228	Fri Jun 04 2021 2:51:22 PM	Yes/No	No	1	1	✓	1	✗	0
Poll_21.06.04_18:24	80428228	Fri Jun 04 2021 2:24:49 PM	3 Faces	No	1	1	😊	1	😞	0
Poll_21.06.03_19:17	80305663	Thu Jun 03 2021 3:17:50 PM	ABCD	No	2	0	A	0	B	0

The Quick Polls tab displays the following poll results from the room:

- Name - The Name is populated by the date and time stamp or may be edited during the live session.
 - Session ID
 - Time - date and time stamp
 - Poll Type - what kind of poll type
 - Anonymous - indicates whether the poll is anonymous or not
 - Participants - how many participants in the room actually participated
 - Answers Counted - number of answers counted
3. Click on a Name to display the participant's email and response. The user's name is intentionally blurred.



Poll_21.06.04_18:24
Fri Jun 04 2021 2:24:49 PM - ID 795169 - Session ID 80428228

Participants: 1

Answers Count: 1

Type: 3 Faces

Happy: 1

Indifferent: 0

Sad: 0

Name	Email	Answer
Ann	ann@kaltura.com	Happy