

How to copy a quiz?

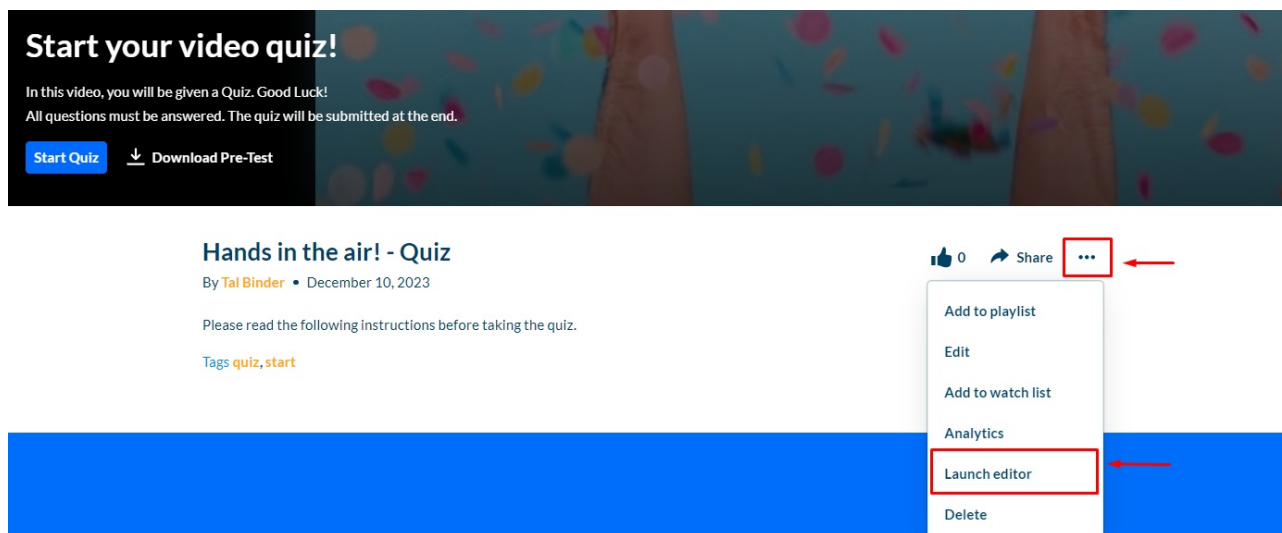
Last Modified on 05/16/2024 12:53 pm IDT

 This article is designated for all users.

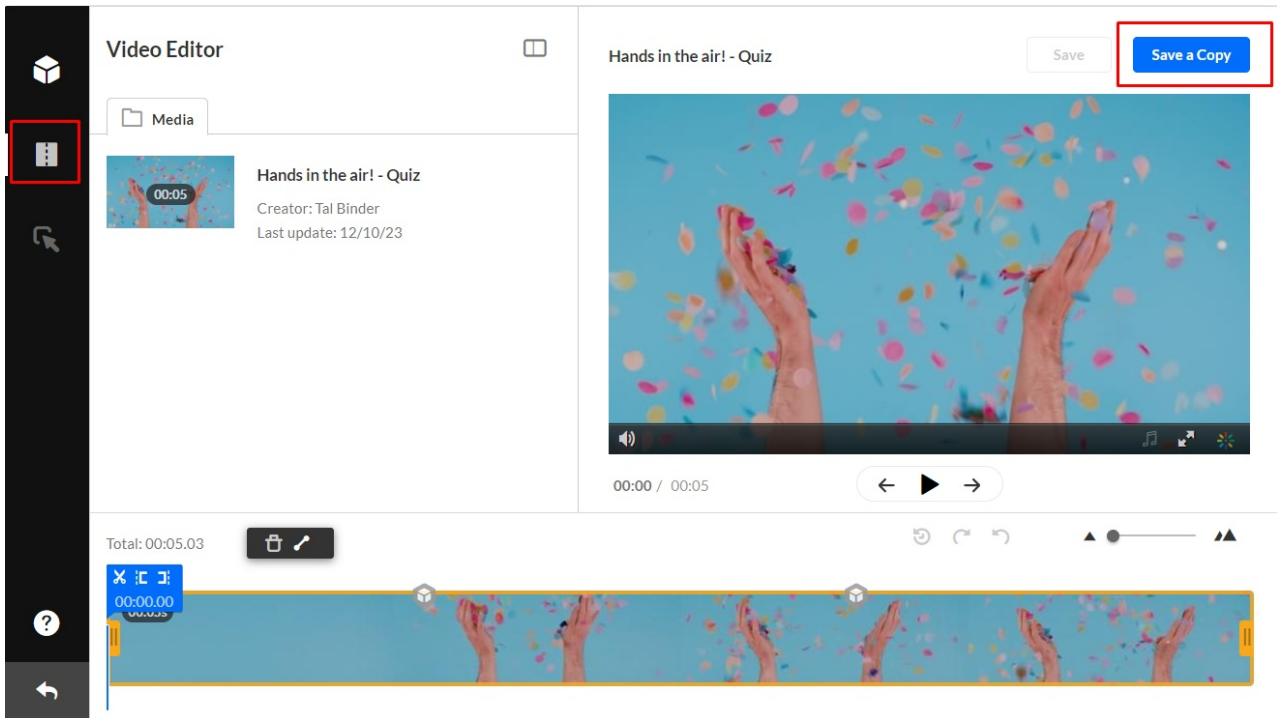
Media quiz owners and co-editors can easily copy a quiz using [The Kaltura Video Editor](#). Here's how!

⚠ Note - YouTube videos and Youtube video quizzes don't have access to the Kaltura Video Editor and thus cannot be copied.

1. Select the video quiz you wish to copy and click on **Actions** or **3 dots menu** (the graphics below demonstrates the latter according to the [theming feature set](#)).
2. Click **Launch Editor** from the drop-down menu.



3. Navigate to the **Video Editor** tab and click **Save a copy**.



4. Set a title for the new media.

5. Create.

Save a Copy of the Media


Enter a title for the new media

Clip of Hands in the air! - Quiz

Cancel

Create

That's it! A new cloned quiz entry will be created in your [My Media](#) and can be used for your convenience.

 Quizzes that have not been submitted may be edited, including Save (Trim) and Save a Copy (Clip). You can only Save a Copy (Create a Clip) for quizzes that have been submitted.