

Enable Live Rooms Via LMS/Media Gallery

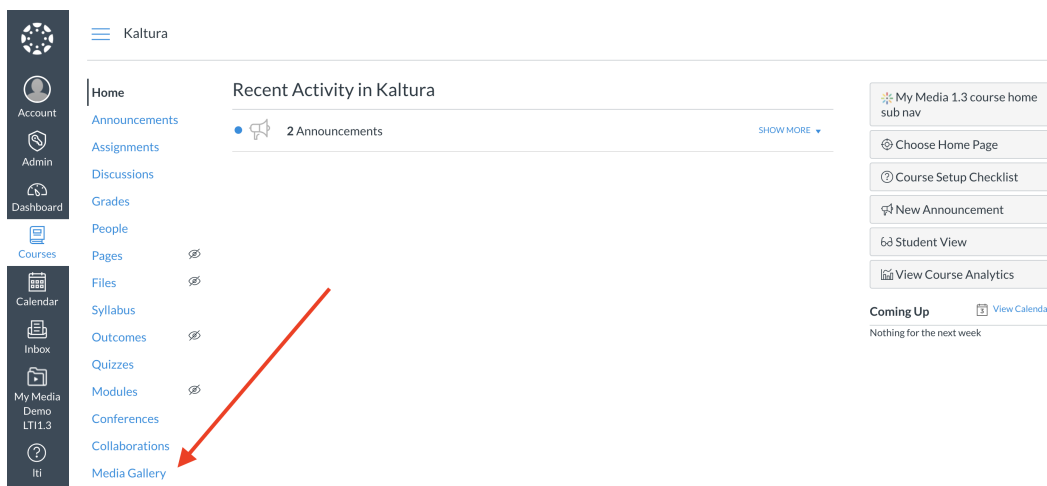

Last Modified on 10/07/2020 5:58 pm IDT

After the [Newrow module](#) is enabled by your administrator, users with [Permissions In LMS](#) may initiate live rooms directly from *Media Gallery* in your LMS. Please note that all images included in this article are of a generic LMS template and may not be identical to your LMS's display.

Enable or Disable Kaltura Meetings Within LMS/Media Gallery

Administrators are able to disable or enable Kaltura Meetings once the module has been enabled by the Admin. In order to enable or disable Kaltura Meetings in your LMS, you must:

1. Login to your LMS
2. Select a course
3. Click on **Media Gallery** repository
4. Select Hamburger Icon and Click **Edit**.
5. Make sure the checkbox corresponding to *Enable Newrow Live Room* is checked to display the *Start Live Room* button. If you want to hide the button from displaying the channel, make sure the checkbox corresponding to *Enable Newrow Live Room* is unchecked.



Kaltura > Kaltura Training Course


Home | Announcements | Assignments | Discussions | Grades | People | Pages | Files | Syllabus | Outcomes | Quizzes | Modules | Conferences | Collaborations | **Media Gallery**

Media Gallery

Home | 1 Media

Search this gallery

Filters > | Search In: All Fields | Sort By: Creation Date - Descending



- Edit
- Analytics
- Services ordering rules
- Import
- Create channel playlist

Kaltura > Kaltura Training Course

Home | Announcements | Assignments | Discussions | Grades | People | Pages | Files | Syllabus | Outcomes | Quizzes | Modules | Conferences | Collaborations | **Media Gallery** | My Media

Edit Media Gallery

Details | Playlists

Description: **Black** | **Bold** | *Italic* | Underline | [List Icons] | [Link Icon] | [Image Icon]

Kaltura Application Framework for Education
 In this course learn how to leverage the Kaltura Application Framework (KAF), The basics for Kaltura's LMS and other integrations, for all your institution's use cases.

Tags: [Input Field]

Options:

- Moderate content (media will not appear in media gallery until approved by the gallery manager)
- Enable comments in Media Gallery
- Keep comments private to Media Gallery.
- Enable Newrow Live Room
- Display embedded media in this Media Gallery