

## Channeltheme

Last Modified on 01/25/2024 2:42 pm IST

 This article is designated for administrators.

 Supported in **KMS Video Portal** only.

### About

This module is configured to allow channel managers to:

- Set a theme for their channel.
- Enable a carousel and set the carousel interval for the channel
- Select which players to use for different media types in the channel.
- Select the first tab in the channel.
- Choose a theme preference.

### Module Configure

**enabled** - Set to Yes to enable this module.

**carouselInterval** - Enter the interval (in milliseconds) between carousel transitions. The default time is 5 seconds.

The following graphics demonstrate the **enabled** and **carouselInterval** settings.

### Channeltheme

enabled	<input type="text" value="Yes"/>	Enable the Channeltheme module.
carouselInterval	<input type="text" value="5000"/>	interval (in milliseconds) between carousel transitions

**playerSet** - Create sets of players. A player set contains a list of players, one for each type of media. Media without a set player uses the default media player.

Click **+Add "playerSet"** to create a custom player set.

- **playerSetName** - Enter a name for the player set and click **+Add "player"**.
- **entryType** - Select the entry type from the drop-down list.
- **playerId** - Enter the player Id for the specified entry type.

The following is an example of a **playerSet** configuration created in this module.

**playerSet**

Create sets of players. Channels managers will be able to select a player set from the Channel theme tab to use in all the Channels media. A player set contains a list of players, one for each type of media. Media with no player will be using the default media player.

1 **DELETE**

playerSetName  Player Set Name

**player**

1 **DELETE**

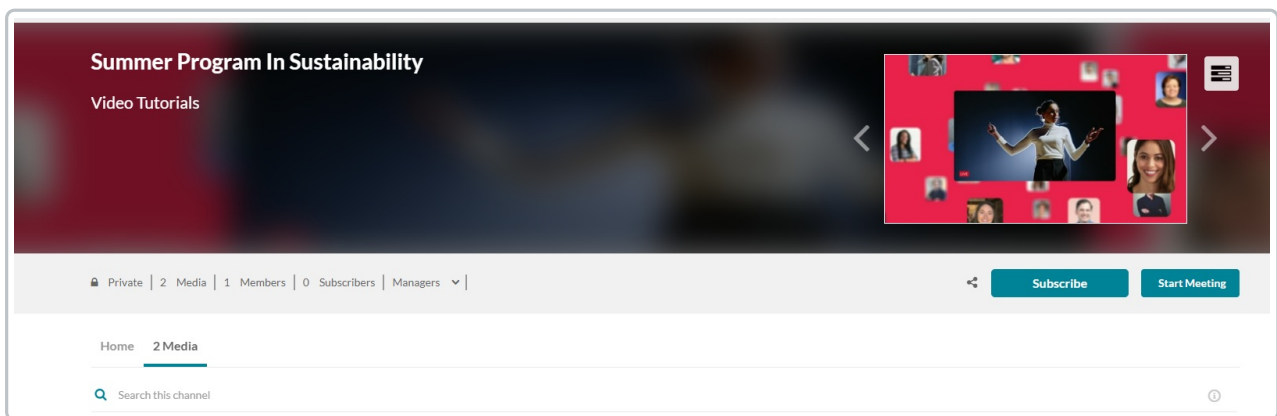
entryType

playerId

**Delete** - Click to delete the player configuration.

**Delete** - Click to delete the playerSet configuration.

The following graphic demonstrates a **Channel carousel**.



## App Configure

After enabling the **Channeltheme module**, the Theme tab is displayed on the Channel's Edit page, on your MediaSpace site.


In the Edit Channel page, Channel Manager may select the **playerSet** created in this module.


The following graphics demonstrate the Theme tab setting:


## Edit Education

Details **Theme** Playlists Users

Enable channel carousel:  Set to enable the channel carousel

First tab: Site default  Select which tab should show first in the channel.

Channel Player Set: Site Default Players  to use as the default for media in this channel.  
Site Default Players  
Player with download

Theme Preference: Category theme precede Ent  Choose which theme should take precedence in case where a themed entry is published to this channel.

**Submit**

To learn more about the user's capabilities in the Theme tab, please go to [Managing a Channel in Kaltura MediaSpace](#).

The following graphics demonstrate a themed channel.

