

## Userreports module

Last Modified on 05/29/2024 10:57 am IDT

 This article is designated for administrators.

### About

When enabled, this module allows generating reports for [My Content Analytics](#) and user analytics for media such as [quizzes](#).

#### User analytics:

- Channel / course managers can measure and analyze user engagement and contributions.
- Answer questions like: What are the most popular videos? Who watches the most and what is their drop-off rate? Who contributes the most media?
- The Userreports module and its mediaAnalytics field must be enabled to display the **Analytics** option.
- Access the **Analytics dashboard** from the 'Actions' drop-down of the [media page](#):

Add to playlist

Edit


Add to watch list

Analytics 

Reach captions & enrich

Launch editor

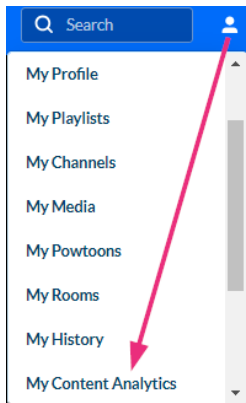
Delete

 The analytics report is identical to the analytics for the entry in the KMC. To learn more, please visit [Entry Level Analytics](#).

#### My Content Analytics:

- Content creators can get detailed metrics on their content to make informed decisions.
- Track and optimize content using various parameters.
- The Userreports module and its mediaAnalytics and userAnalytics fields must be enabled (refer to our article [Configure My Content Analytics](#) for instructions).

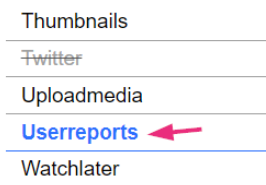
- Access the **My Content Analytics** dashboard from the site's user menu:



## Configure

1. Go to your Configuration Management page, and navigate to the Userreports module. Your link should look like this:

[https://{your\\_KMS\\_URL}/admin/config/tab/userreports](https://{your_KMS_URL}/admin/config/tab/userreports).



The Userreports module displays.

---

### Userreports

enabled	<input type="text" value="Yes"/>	Enable the Userreports module.
mediaAnalytics	<input type="text" value="Yes"/>	Enable media analytics for media owner
userAnalytics	<input type="text" value="Yes"/>	Provide an analytic page for content owners to view analytics for their content. Note: Only users with the privateOnly role and higher will be granted the ability.
num_days	<input type="text" value="30"/>	Default number of days. Only relevant for Quiz analytics OR Live Analytics OR Custom Reports.
page_size	<input type="text" value="20"/>	Default page size. Only relevant for Quiz analytics OR Live Analytics OR Custom Reports.

2. Configure the following fields:

**enabled** - Set to 'Yes' to enable the module.

**mediaAnalytics** - Set to 'Yes' to enable media analytics for media owner.

**userAnalytics** - Set to 'Yes' to enable an analytics page for content owners to view analytics for their content.

⚠ Only users with the privateOnly role and higher will be granted this ability.

**num\_days** - default number of days

⚠ This field is only relevant for Quiz analytics OR Live Analytics OR Custom Reports.

**page\_size** - default page size

⚠ This is only relevant for Quiz analytics OR Live Analytics OR Custom Reports.

3. Click **Save**.

---