

# Channelplaylists module

Last Modified on 10/30/2024 5:53 pm IST


 This article is designated for administrators.

## About

The Channelplaylists module allows channel managers to add a playlist collection page to their channel (in addition to the media page). For the user guide, see [Create a channel playlist](#).

## Prerequisites

Setting visibility of the playlist page is done in [PlaylistPage](#) module and setting the embed capabilities of the playlist is done in [Embedplaylist](#) module.

 Be sure to disable then enable again the [embedPlaylist](#) module in order to enable a new V2 player configure and allow the playlist embed to function properly.

## Configure

1. Go to your Configuration Management page, and click on the **Channelplaylists** module. You can also navigate directly using a link:

[https://{your\\_KMS\\_URL}/admin/config/tab/channelplaylists](https://{your_KMS_URL}/admin/config/tab/channelplaylists).

---

Attachments

---

~~Authbroker~~

---

Captions

---

**[Channelplaylists](#)**

---

Chapters

---

Comments

The Channelplaylists page displays.

MANAGE CONFIGURATION   MANAGE USERS   MANAGE GROUPS   KNOWLEDGE BASE   CLEAR THE CACHE   GO TO SITE   LOGOUT

## Configuration Management

Server Tools  
 Backup Configuration  
 Player replacement tool

Global  
 Application  
 AddNew  
 Auth  
 Categories  
 Channels  
 Client  
 Debug  
 EmailService  
 EmailTemplates  
 Gallery  
 Header  
 Languages  
 Login  
 MediaCollaboration  
 Metadata  
 Moderation

Search Configuration

### Channelplaylists

**Module Info**

**Info** This module allows channel managers to add playlists collection page to their channel (in addition to the media page). Setting the visibility of the playlist page is done in **PlaylistPage** tab and setting the embed capabilities of the playlist is done in **EmbedPlaylist** module.

**Note** Please make sure to disable and then enable again the **embedPlaylist** module in order to enable a new V2 player configuration and allow the playlist embed to function properly.

**enabled**  Enable the Channelplaylists module.

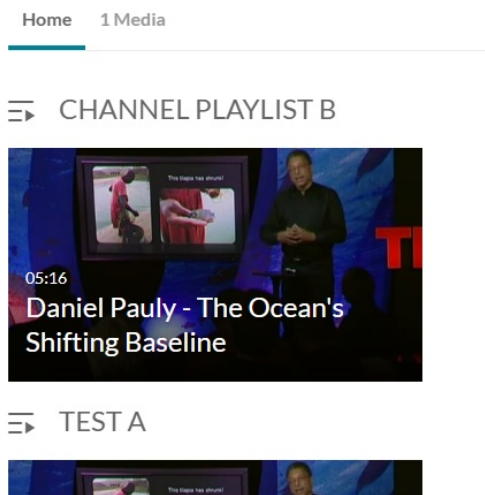
**channelPlaylistsTabName**  The title of the tab which will be added to the channel (media gallery) and will be presented first.

**entriesSource**  Channel Gallery Add media to the playlist from the channel gallery itself. New options (such as the ability to add from My Media) will be added in the future.

## 2. Configure the following:

**enabled** - Set to 'Yes' to enable the module. When enabled, the **Home** tab is added next to the Media tab on the Channels page in the Video Portal and KAF applications. The Home tab will display the playlists in the channel.

In the example below, the Channelplaylists module is enabled and both tabs are displayed.




**channelPlaylistTabName** - The title of the tab which will be added to the channel and will be presented first. In the example above, the default tab's name is presented: "Home".

**entriesSource** - Add media to the playlist from the channel gallery itself, from My Media, or from all entitled areas in the site. This setting is enabled by default and can't be modified.

**carouselVariableItems** - This is set to 0 by default and can't be modified.

**PlaylistDisplay** - Choose to display the list of media in a channel playlist as a grid or a playlist player.

 When a user clicks '**See All**', they will be taken to either the grid view or player view, depending on what you configured.

3. Click **Save** to save your configuration settings.

## User experience

Below is an example of user being taken to **grid view**.

