

Addto playlists module

Last Modified on 07/04/2024 5:39 pm IDT

 This article is designated for administrators.

About

Playlists are static lists of videos that can be accessed within MediaSpace or embedded into web pages. For others to view videos in a playlist, the videos must be either unlisted or published to a MediaSpace category or channel that the viewer has permission to view.

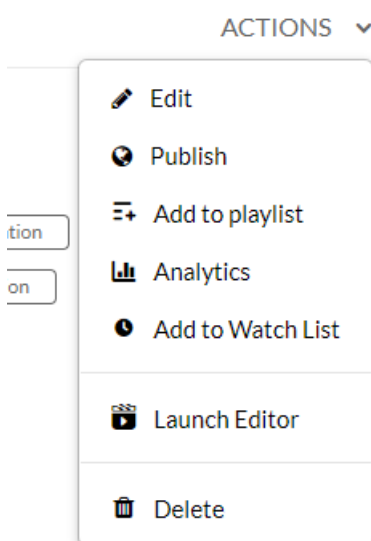
The Addto playlists module is currently only supported in MediaSpace Video Portal. It provides MediaSpace users the ability to create, edit, and delete personal playlists. Admins may permit only the content owners to add content that they own to the playlist.

Configure

Enable the module

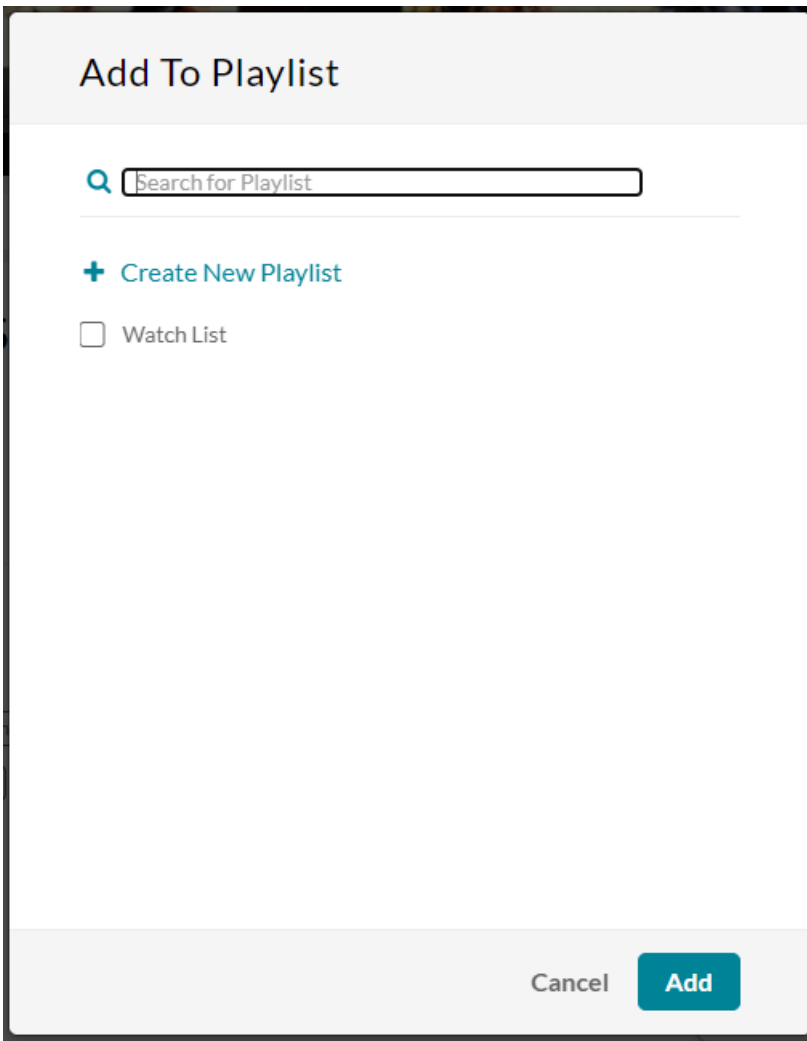
enabled - When enabled, **Add to playlist is** displayed to users on the ACTIONS menu in a media entry page of MediaSpace. Users can click **Add to playlist** and additional functionality is displayed.

See the example below.

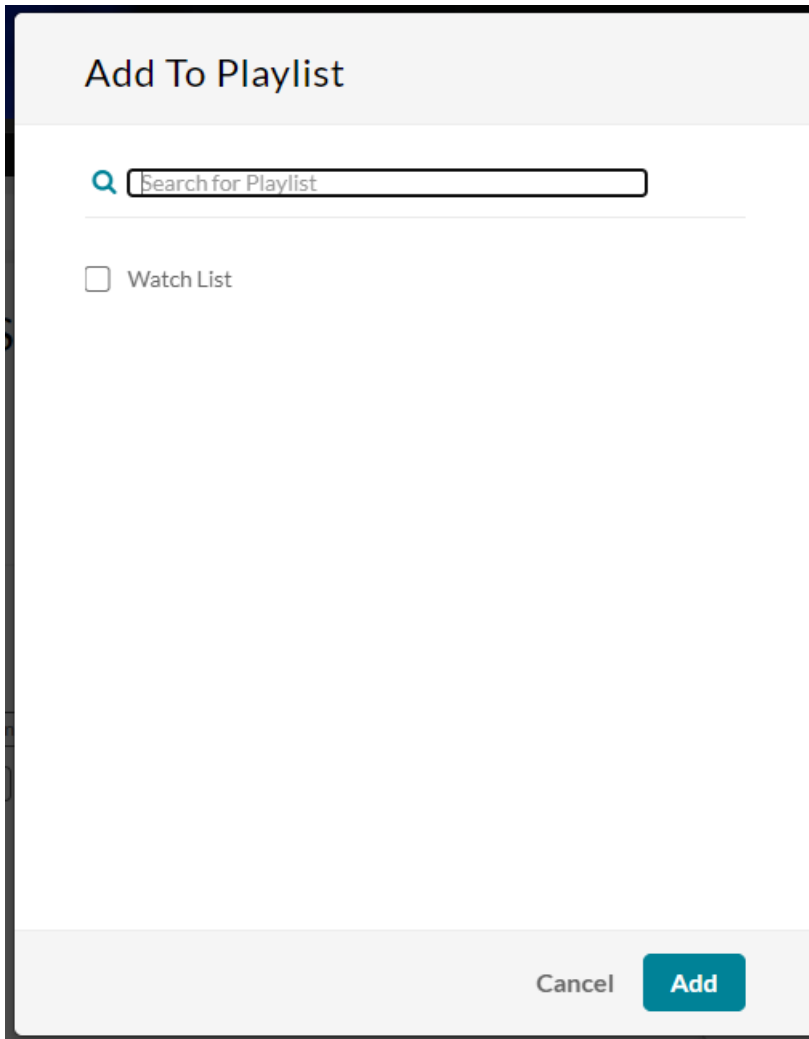


allowCreation

When **allowCreation** is to **Yes**, once users click Add to playlist, in addition to being able to add the media to a playlist, they also have the option of creating a new playlist. See Create New Playlist button in the example below.

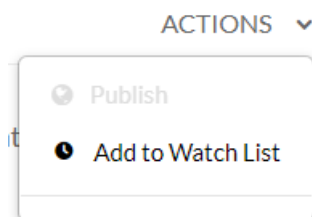


When set to **No**, the Create New Playlist button is not displayed. See the example below.

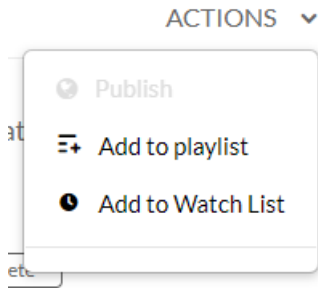


ownerOnly

When `ownerOnly` is set to **Yes**, users can only add content that they own to the playlist. In our example below, a user who **is not** the content owner clicked the ACTIONS menu on the media entry page. Add to Playlist is not displayed for this user.



When set to **No**, any user can add to playlists from the media entry page, even if they are not the content owner. See Add to playlist option in example below.



Save

Save - Click **Save** to save your configuration settings.

For additional information, please see [Playlists](#).

[template("cat-subscribe")]
