

PlaylistPage module


Last Modified on 11/18/2024 4:42 pm IST

 This article is designated for administrators.

About

This module controls the visibility of playlists.

- To enable the Channel Playlist functionality, navigate to the [Channelplaylists](#) module.
- To enable the ability to add content to personal playlists, navigate to the [Addtoplaylists](#) module.
- To enable the ability for users to grab embed codes of playlists, navigate to the [Embedplaylist](#) module.

 This module depends on enabling the [Theming](#) module.

Check out our [Playlists](#) user guide.

Configure

1. Go to your KMS or KAF admin page, and navigate to the **PlaylistPage** module. Your link should look like this: `https://{your_KMS_URL}/admin/config/tab/playlistPage`.

Search
MediaCollaboration
PlaylistPage
TimeAndDate

The **PlaylistPage** window displays.

PlaylistPage

Module Info

Info

This module controls the visibility of Playlists.


- To enable Channel Playlist functionality - [navigate to the Channelplaylists module](#).
- To enable the ability to add content to personal playlists - [navigate to the Addtoplaylists module](#).
- To enable the ability for users to grab embed codes of playlists - navigate to the [embedplaylist module](#).

playerId	<input type="text" value="52243762"/>	The Player ID for the player used in playlist playback pages
ThumbLink	<input style="border: 1px solid #ccc;" type="text" value="Redirect to Playlist player"/>	<p>Select how thumbnails links (individual thumbnail for media) on Template page's playlist component, Playlist grid pages, and Channel/Media Gallery playlist will behave upon clicking.</p> <p>The "Redirect to Playlist player" option will take the user to the playlist page with the player, pointing to the selected media.</p> <p>The "Redirect to Single Media page" will take the user to the single media page, without the context of the playlist.</p>


playerID - The playerId field should already be populated. To change the playerId, see [The Kaltura Player Getting Started Guide](#).

2. **Thumblink** - Choose how you'd like the thumbnail link to behave:

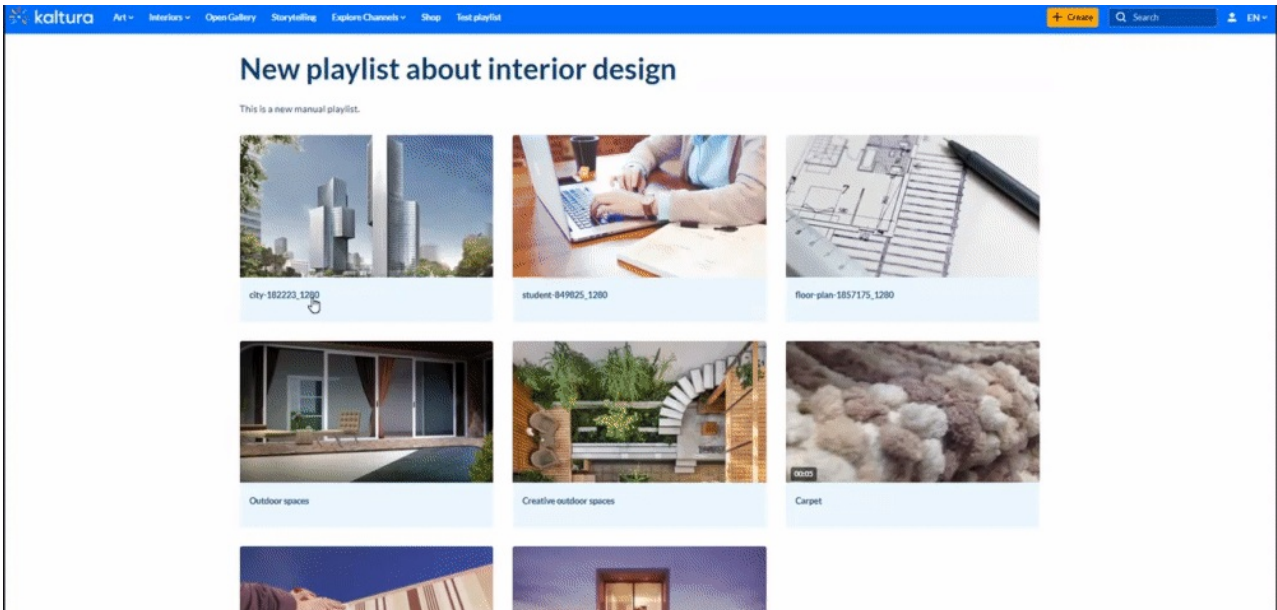
- Redirect to Playlist Player - This will redirect the user to a dedicated playlist page with the player pointing to the selected media.
- Redirect to Single Media page - This will take the user to the single media page, without the context of the playlist.

 Please note that this applies to **manual** playlists only. For **dynamic** playlists configured in the [Templatepages](#) module, such as "Most recent" or "Most viewed", (excluding "Custom playlist"), clicking on the thumbnail will exclusively direct you to the entry page and not the playlist page.

3. Click **Save**.

 Access the [Headermenu](#) module to change or remove the "My Playlist" link that is automatically created in the user pull down menu. Access the [Theming](#) module to turn on the theming based playlist grid page design.

Example of playlist with Thumblink set to **Redirect to Playlist player**:



Example of playlist with Thumblink set to **Redirect to single media page**:

