


MediaCollaboration module

Last Modified on 11/18/2024 4:52 pm IST

 This article is designated for administrators.

About

Follow these steps to configure your Media Collaboration settings, enabling collaboration features, managing media ownership, and customizing user options.

 To add a user as co-editor, co-publisher, co-viewer, or Webcast moderator, the user must have an applicative user created for them prior to using this feature. An easy way to achieve this is by simply logging into the video portal or [KAF](#).

Check out our [Add / remove collaborators](#) user guide.

Configure

1. Go to your Configuration Management console, and click the **MediaCollaboration** module. Your link should look like this:

https://{your_KMS_URL}/admin/config/tab/mediaCollaboration.

Widgets
Search
MediaCollaboration
PlaylistPage
TimeAndDate
Modules
Accessibility
Addcontent

The MediaCollaboration page displays.

Configuration Management

Server Tools	MediaCollaboration	
Backup Configuration	mediaCollaborationEnabled	<input type="text" value="Yes"/> <p>Enable Media Collaboration feature that includes Changing media owner and editing the co-editors and co-publishers <small>Notice: note that if configuration will be set to 'no' after it was set to 'yes' and in the meantime some entries were added with co-editors and co-publisher, all co-editors and co-publishers will lose their ability to view, edit or publish these entries</small></p>
Player replacement tool	changeOwnerEnabled	<input type="text" value="Yes"/> <p>Enable Changing media owner</p>
Global	collaborationEnabledInUploadForm	<input type="text" value="Yes"/> <p>Enable the option to add collaborators (co-editors and co-publishers) in the upload media form.</p>
Application	showInSearch	<input type="text" value="Yes"/> <p>Add the option to filter by ownership & collaboration</p>
AddNew	excludedGroups	<input type="text"/> <p>Enter comma separated group/user IDs to hide from the collaboration/change media owner users/groups search drop down.</p>
Auth	<input type="button" value="Save"/>	
Categories		
Channels		
Client		
Debug		
EmailService		
EmailTemplates		
Gallery		
Header		
Languages		
Login		
MediaCollaboration		

2. Configure the following:

mediaCollaborationEnabled - Set to 'Yes'. Enabling this feature also allows the media owner to be changed, and co-editors, co-publishers, co-viewers and Webcasting moderators to be edited.

⚠ Note: If this configuration is set to 'No' after having been set to 'Yes', and in the meantime some entries were added with collaborators, those collaborators will lose their ability to view, edit or publish these entries.

changeOwnerEnabled - (This field is only available when the MediaCollaboration module is enabled.) The 'change media owner' feature (as shown below) provides the ability to change the owner of the media.

⚠ Note: Note that once you pass the ownership to someone else, your access to the media will be removed unless you add yourself as a collaborator first.

Media Owner

Change who can administer and is credited with media. Note that this is not necessarily the copyright owner of the content.

 Change media owner

collaborationEnabledInUploadForm - Enable the option to add collaborators (co-editors, co-publishers, co-viewers, Webcasting moderators) in the upload media form.

⚠ collaborationEnabledInUploadForm is relevant to the basic UI only.


showInSearch - Set to 'Yes' to enable filtering by ownership and collaboration.

excludeGroups - Enter the group or user IDs, separated by commas, to hide from the 'Add a Collaborator' and 'Change Media Owner' search (as shown below). This means that those users and groups will be excluded from the search options; all others can be found.

3. Click **Save**.

User experience

After enabling the module, a **Collaboration** tab displays on the **Edit media** page:

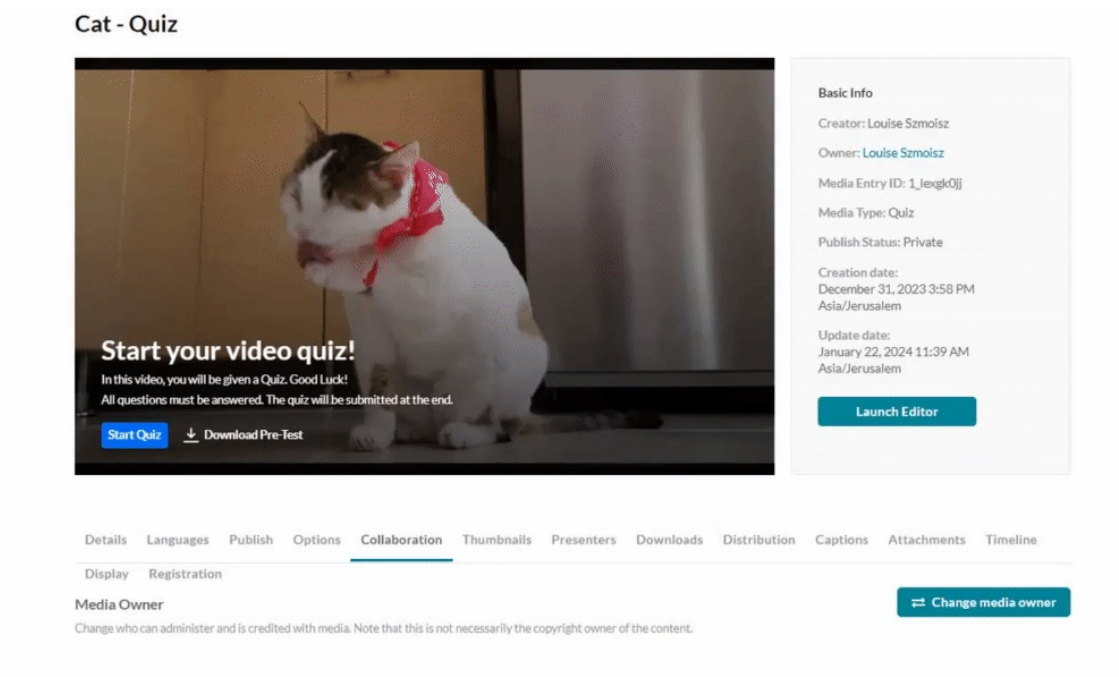


The screenshot shows the Kaltura media edit interface. At the top, there is a video player with the Kaltura logo and a progress bar showing 00:02 / 00:07. To the right of the video player is a metadata panel with the following information:

- Owner: Louise
- Media Entry ID: 1_11zeircy
- Media Type: Video
- Publish Status: Published
- Creation date: June 06, 2023 1:40 PM Asia/Jerusalem
- Update date: June 06, 2023 2:59 PM Asia/Jerusalem
- Media asset update date: June 06, 2023 1:40 PM Asia/Jerusalem

Below the video player is a navigation menu with tabs: Details, Publish, Options, **Collaboration** (highlighted with a pink box), Thumbnails, Presenters, Downloads, Captions, Attachments, Timeline, Replace Media, and Display. Under the 'Collaboration' tab, there is a 'Registration' section with a 'Name' field containing 'sunset_-_12332 (540p).mp4'. Below the name field is a 'Description' field with a rich text editor toolbar and a text input area containing 'Enter Description...'. A 'Launch Editor' button is visible in the bottom right corner of the metadata panel.

Users can **Change Media Owner**:

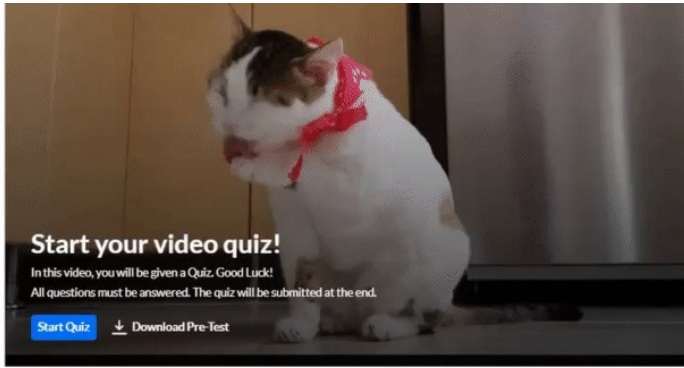


The screenshot shows the Kaltura media edit interface for a quiz titled 'Cat - Quiz'. The video player shows a cat with a red bow around its neck. The text overlay on the video reads: 'Start your video quiz! In this video, you will be given a Quiz. Good Luck! All questions must be answered. The quiz will be submitted at the end.' There are buttons for 'Start Quiz' and 'Download Pre-Test'. To the right of the video player is a metadata panel with the following information:

- Basic Info
- Creator: Louise Szmoisz
- Owner: Louise Szmoisz
- Media Entry ID: 1_JexgK0jj
- Media Type: Quiz
- Publish Status: Private
- Creation date: December 31, 2023 3:58 PM Asia/Jerusalem
- Update date: January 22, 2024 11:39 AM Asia/Jerusalem

Below the metadata panel is a 'Launch Editor' button. At the bottom of the page, there is a navigation menu with tabs: Details, Languages, Publish, Options, **Collaboration** (highlighted with a blue underline), Thumbnails, Presenters, Downloads, Distribution, Captions, Attachments, and Timeline. Under the 'Collaboration' tab, there is a 'Media Owner' section with a 'Change media owner' button. Below the 'Media Owner' section, there is a note: 'Change who can administer and is credited with media. Note that this is not necessarily the copyright owner of the content.'

Users can **Add a Collaborator**:



Creator: Louise Szmoisz
Owner: Louise Szmoisz
Media Entry ID: 1_jexgk0jj
Media Type: Quiz
Publish Status: Private
Creation date:
December 31, 2023 3:58 PM
Asia/Jerusalem
Update date:
January 22, 2024 11:39 AM
Asia/Jerusalem

[Launch Editor](#)

[Details](#) [Languages](#) [Publish](#) [Options](#) **[Collaboration](#)** [Thumbnails](#) [Presenters](#) [Downloads](#) [Distribution](#) [Captions](#) [Attachments](#) [Timeline](#)

[Display](#) [Registration](#)

Media Owner

Change who can administer and is credited with media. Note that this is not necessarily the copyright owner of the content.

[Change media owner](#)

Media Collaborators

Select users that are allowed to edit the content metadata and related assets (such as caption files) and/or allowed to publish

[Add Collaborator](#)