


Privacy Banner for Anonymous Users - KMS Admins

Last Modified on 10/05/2020 4:27 pm IDT

When the [Privacybanner](#) module is enabled, a banner is displayed letting anonymous users know that [cookies](#) are collected. User data is saved for **each anonymous user**.

 This feature requires that the Kaltura Player version must be higher than 2.81.xx.

Anonymous users can choose whether to accept or decline using cookies on their device.

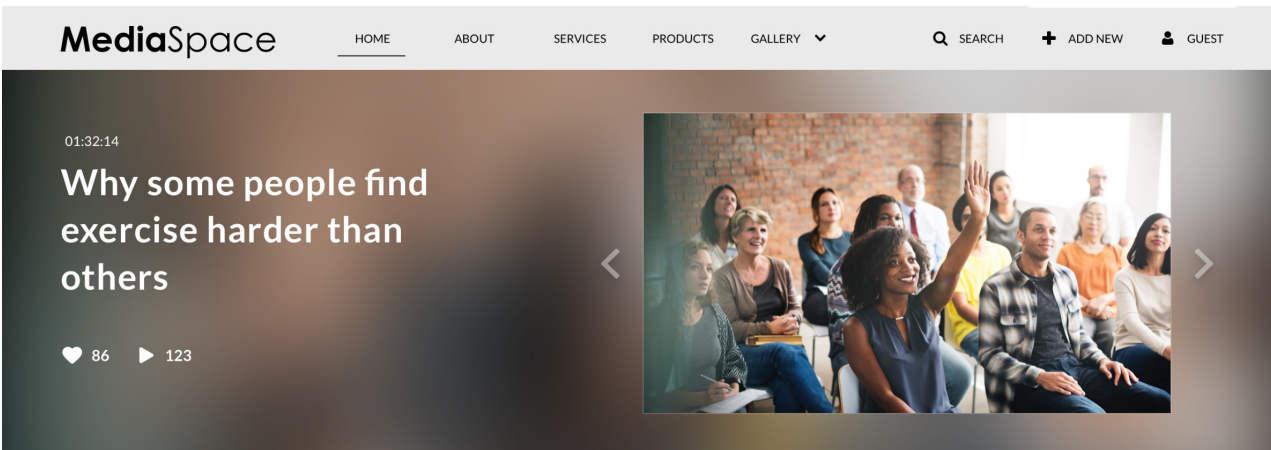
When anonymous users enter any non-entitled page in Kaltura MediaSpace, the Privacy Banner is displayed. The display text message is configured in the KMS Admin Console [Privacybanner](#) module.

After an anonymous user accepts the use of cookies, KMS generates and stores an ID for that user. That ID is passed down to the Kaltura Player and is used in all the analytics events sent to Kaltura.

If an anonymous user declines to use cookies, **KMS will not generate the ID** and the user will remain **anonymous**.


The user's decision remains persistent as long as the user uses the same browser and has not cleared their cookies. The banner will not be shown again.

This website stores cookies on your computer. These cookies are used to improve your website and provide more personalized services to you. To find out more about the cookies we use, see our [Privacy Policy](#).



The screenshot shows the Kaltura MediaSpace interface. At the top, there is a navigation menu with links for HOME, ABOUT, SERVICES, PRODUCTS, and GALLERY. A search bar and user profile (GUEST) are also visible. The main content area features a video player with the title "Why some people find exercise harder than others" and a duration of 01:32:14. Below the video player, there are engagement metrics: 86 likes and 123 plays. The video player is surrounded by navigation arrows.

LATEST VIDEOS >



The screenshot shows a row of video thumbnails. The first thumbnail has a duration of 02:01:59 and shows a man and a woman. The second thumbnail has a duration of 01:34:51 and shows a woman speaking into a microphone. The third thumbnail has a duration of 00:40:59 and shows a city skyline.

To add the Privacybanner module to your KMS or KAF instance, please contact your



Kaltura Representative.

After the Privacybanner Module is added to your MediaSpace instance, it is accessed under the ModulesCustom/Core section.

ModulesCustom/core

Kwebcast

Privacybanner

Rescheduling

Registration
