


Is Your Webcam or Microphone Selected in the Kaltura Live Room?

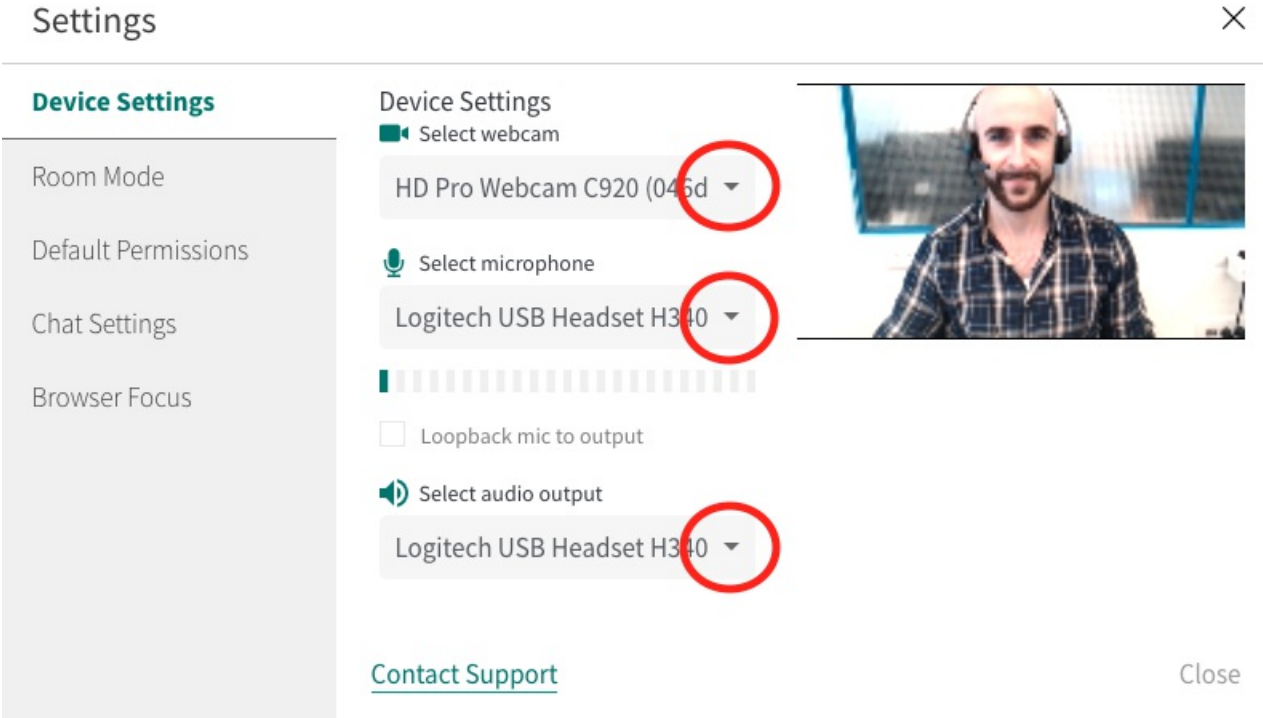
Last Modified on 04/22/2020 7:03 pm IDT

Would you like to change what media devices - webcam, microphone, speakers - you are using?

Manage Your Media Device Settings

1. Click **Settings**  in the top right of the virtual classroom
2. Select the drop down menus corresponding to *Select Webcam*, *Select Microphone*, and *Select Audio Output* then choose the device you want to use.

**Select Audio Output* is only available on Chrome browser






Settings ×

Device Settings

- Room Mode
- Default Permissions
- Chat Settings
- Browser Focus

Device Settings

-  Select webcam
HD Pro Webcam C920 (046d) ▼
-  Select microphone
Logitech USB Headset H340 ▼
-  Select audio output
Logitech USB Headset H340 ▼

Loopback mic to output

[Contact Support](#) Close