

Views: Set A Webcam Participant In Presenter Position

Last Modified on 03/27/2025 8:27 am IST

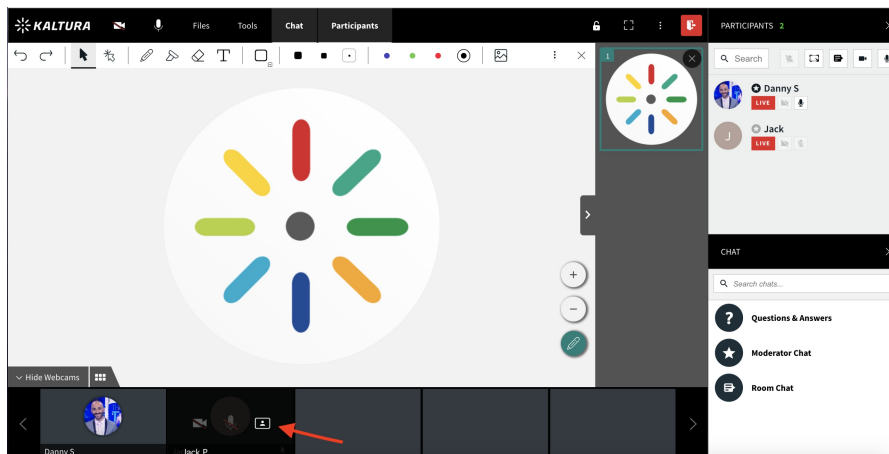
i Legacy notice

This article documents the **legacy KME Room**. For information on the new room, please visit the [new Kaltura Room documentation](#).


Presenter position gives prominence to a specified webcam participant. Setting a presenter helps bring focus to that participant by enabling participants to see the main speaker more clearly. Presenter is a webcam position. Presenters do not get additional permissions.

Set A Webcam Participant As A Presenter

1. Hover your cursor over a webcam participant in the webcam tray.
2. Click the **Presenter** icon to the right of the microphone button.
3. To unset a presenter, simply click the **Presenter** icon again.



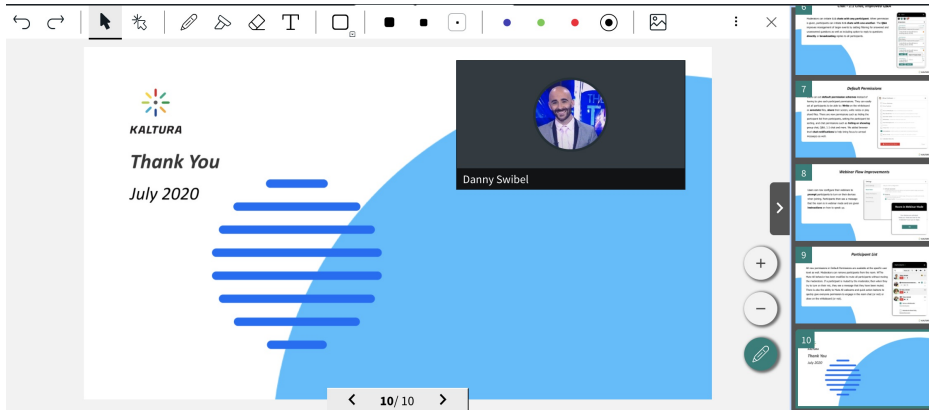
4.



□ There can only be one presenter at a time.

□ The presenter webcam position has two different views:

- **Floating Overlay** - When content is displayed on stage, the presenter webcam floats over the displayed content. Each participant can click and drag the presenter webcam to a position that is least in the way.



- **Full Frame** - When there is no content displayed, the presenter webcam takes up the entire stage.

