

## Helpful Stage Slides To Keep Your Participants Informed

Last Modified on 10/17/2021 2:50 am IDT

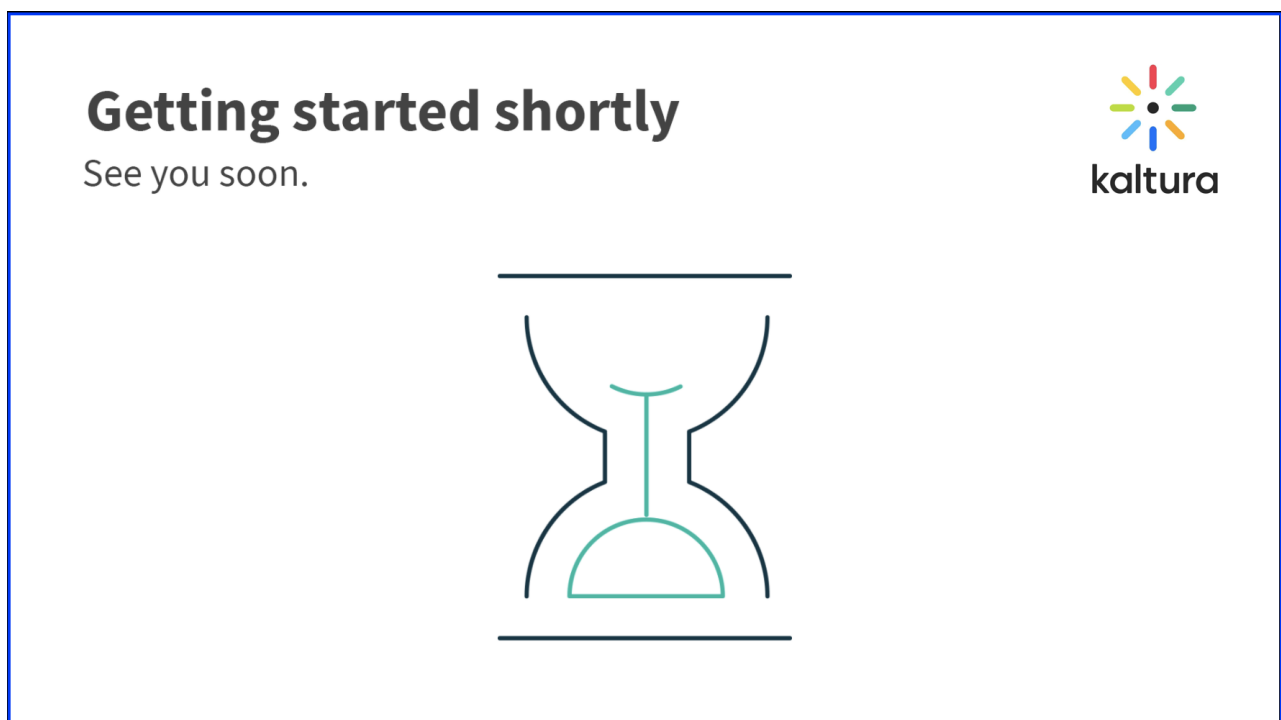
### Slides To Help You In Your Live Session

We designed some slides for you to use during your sessions. Feel free to download them and use them in your live sessions! Click here: [Downloadable Slides.pdf](#) 📎

- You can download these slides and [upload them](#) to your course content.
- Add them to your [playlist](#) or just [create a folder](#) and [play them](#) from your course files.
- These slides display on stage as any other shared content and are great way to keep your participants up to date regarding your live session.

### Getting Started Shortly

Throw the *Getting Started Shortly* slide up on the stage to let your participants know that the live session will be starting momentarily.





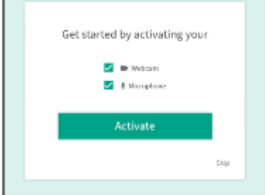

### Large Room Mode

- When in webinar mode, your participants are not prompted to turn on their webcam and microphone.
- If you want them to turn on their devices, then use the *We Are In Large Room mode* slide to let them know how.

## We Are In Large Room Mode

Want to activate your webcam or mic? See below.

  
**kaltura**


- 1 Click the cam or mic icon**  

- 2 Click Activate**  

- 3 I'll Click Live**  



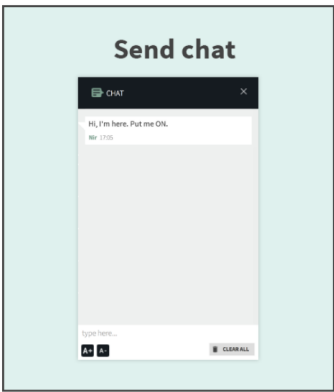
### Grab My Attention

Want your participants to be active in your session? Let them know how to grab your attention with the following slide.

## Grab My Attention

Need to ask something? See below.

  
**kaltura**

- Click raise hand icon**  

- OR**
- Send chat**  




### Break Time

Use the *Break Time* slide when the session is taking a break.

## Break time

Get yourself a coffee or tea :-)



## Thanks For Joining

Throw this slide up before you leave the session. This lets any stragglers know that the session is over.

## Thank you for coming

See you next time.

