


Share and embed playlists

Last Modified on 05/31/2024 1:46 pm IDT

 This article is designated for all users.

About

This article describes how to access and work in the Share & Embed Playlists page, both in KMS and KAF.

 If you cannot share and embed playlists, ask your KMS or KAF administrator to give you the required permission.

Access the Share & Embed Playlist page

KMS Media Playlists

There are two ways to access the Share & Embed Playlists page for KMS media playlists - from the My Playlist page or from the Playlist Details page.

Option 1:

Access the [My Playlists page](#), then click the Share & Embed icon under the desired playlist thumbnail.



Leadership Succession Program

Private • Updated 2 days ago

[Playlist Details](#)



Option 2:

Access the [Playlist Details page](#), then click the Share & Embed button.





Leadership Succession Program

Create by Julia Little • 4 Items • Private • Updated 2 days ago

This Succession Planning training program caters to equipping participants with necessary tools for succession planning through effective analysis and management [Read More...](#)

[Course](#)
[Program](#)
[Playlist](#)
[Leadership](#)

[Watch Now](#)
[Share & Embed](#)
[Edit](#)

- 
1
Introduction
 Create by Dana Koren
- 
2
HR Activities
 Create by Nicholas Becker

KMS Channel Playlists and KAF Media Gallery Playlists

Access the [Playlist Details page](#) of the desired channel/Media Gallery playlist, then click the **Share & Embed** button (see above).

The Share & Embed page displays.

Share & Embed

Share Watch Link:

http://1954611-2.qakmstest.dev.kaltura.com/media/Kaltura+Video+Solutions+for+Media+Companies/1_ow0wcrze/30926141

[Copy Link](#) [Email Link](#)

Embed Settings:

Choose Player: Vertical Player

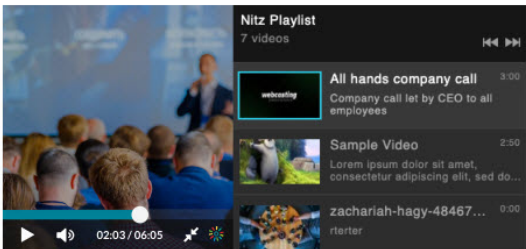
Max Embed Size: 400x620

Embed Type: iFrame

Auto Play: On

<iframe id="kaltura_player" src="https://qa.ap.achept7

[Copy Embed](#)



Done

Share Watch Link:

To share the watch link (i.e. the Playback page) for the playlist, either copy the link or click Email Link to launch your email application (**Available on KMS only**).

Embed Settings:



- Choose Player - Choose the player in which to embed the media
- Max Embed Size - Set the maximum size playlist to grab. This is set to responsive embed automatically.
- Embed Type - Choose the type of embed (iFrame, Dynamic, or Auto).
- Auto Play - Choose to start playing the first media in the playlist as soon as the page loads. This includes auto continuing to the next media once the first one is finished and so on.

To copy the embed code, click **Copy Embed**.

When you are finished making your selections, click **Done**.
