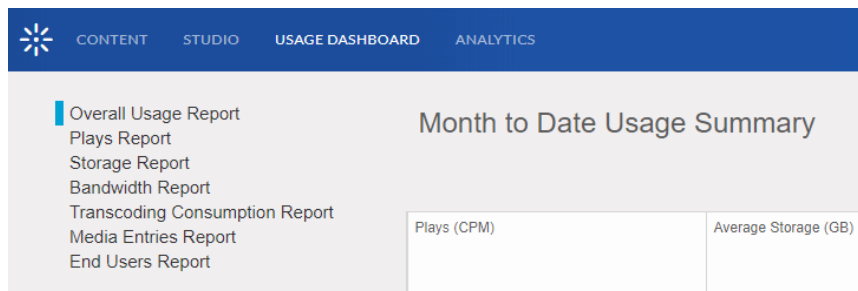


Usage Dashboard Information Guide for VPaaS Customers

This release of KMC displays the Usage Dashboard for user reports. The Usage Dashboard menu is displayed when it is configured by your administrator.

The Usage Dashboard is available for VPaaS customers only. Please contact your customer representative for more information.



The following reports are generated:

- [Overall Usage Report](#)
- [Plays Report](#)
- [Storage Report](#)
- [Bandwidth Report](#)
- [Transcoding Consumption Report](#)
- [Media Entries Report](#)
- [End Users Report](#)

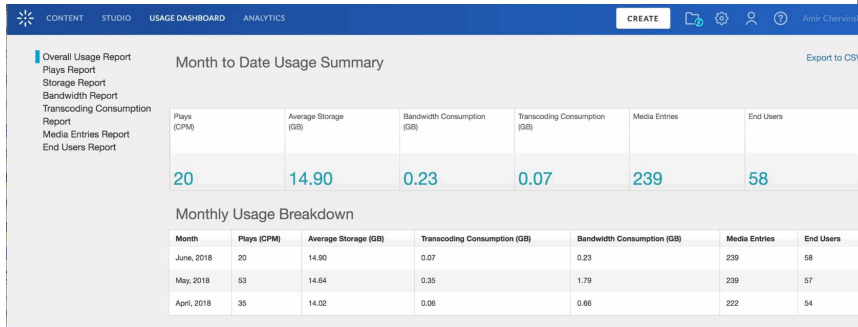
Each report may be exported to a CSV file.

Overall Usage Report

The report displays the month to date data for:

- [Plays \(CPM\)](#)

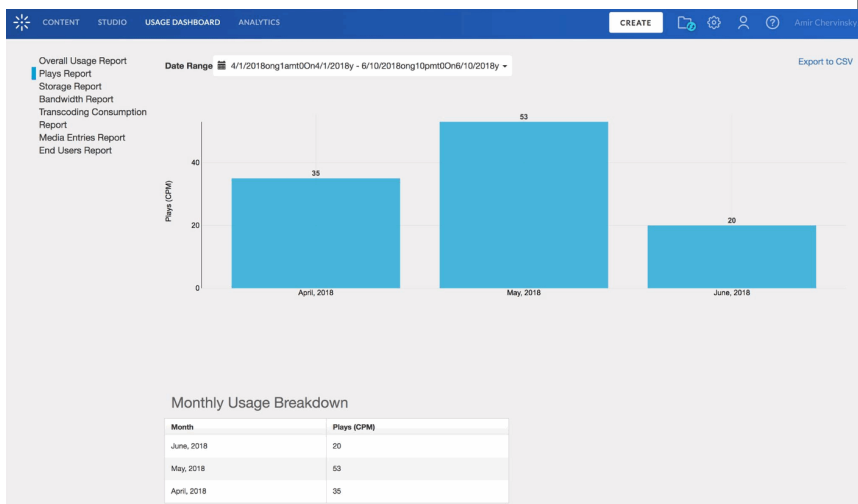
- Average storage – the average storage used in the given timeframe.
- Bandwidth Consumption – the amount of consumed bandwidth in the given timeframe.
- Transcoding Consumption
- Media Entries
- End Users



Plays Report

The report displays the month to date data for:

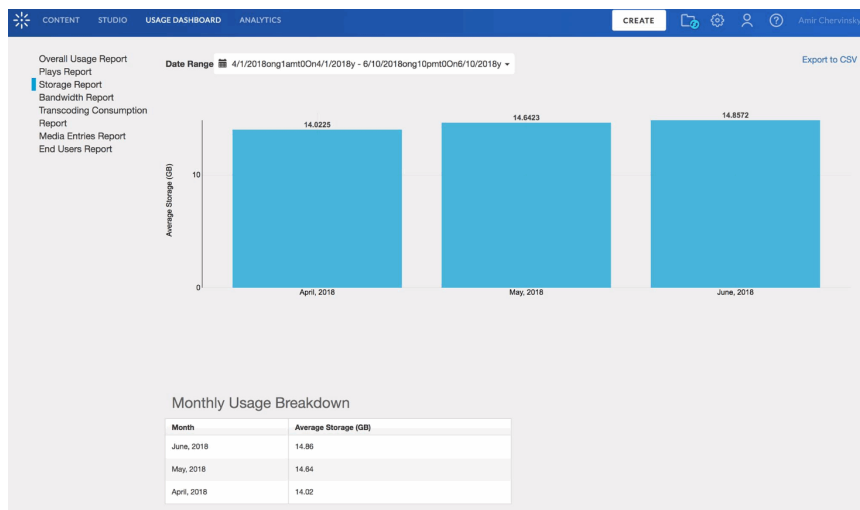
- Plays (CPM)



Storage Report

The report displays the month to date data for:

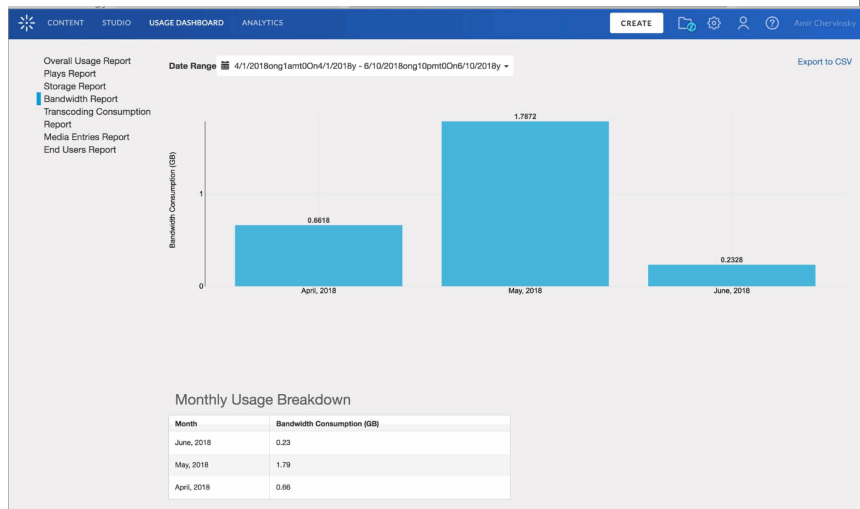
- Storage (GB)



Bandwidth Report

The report displays the month to date data for:

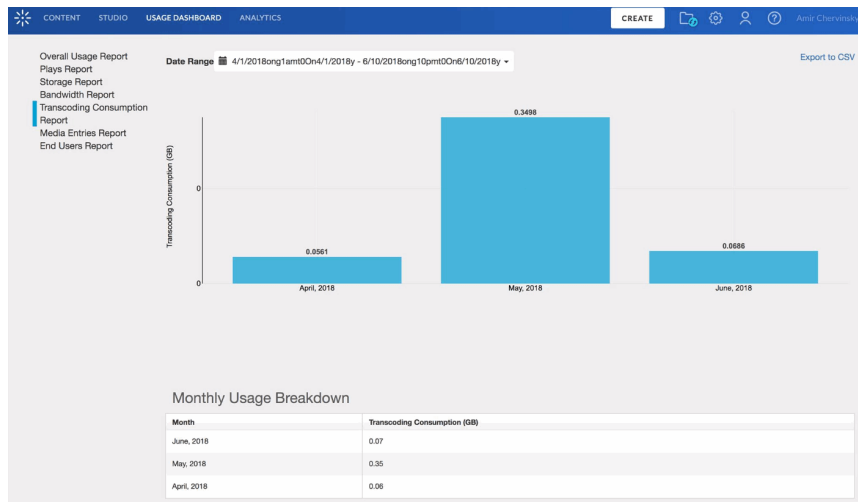
- Bandwidth (GB)



Transcoding Consumption Report

The report displays the month to date data for:

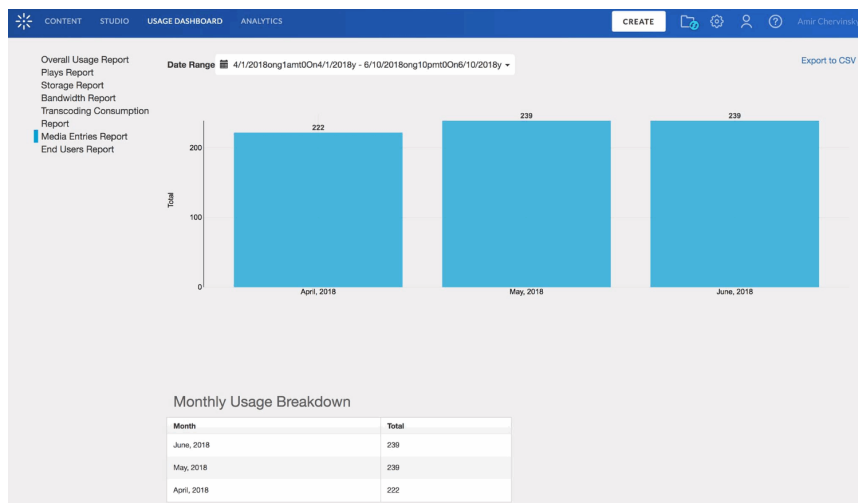
- Transcoding Consumption (GB)



Media Entries Report

The report displays the month to date data for:

- Media Entries



End Users Report

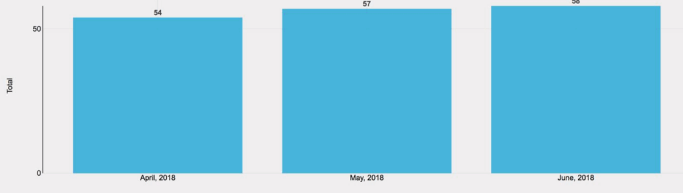
The report displays the month to date data for:

- End Users

- Overall Usage Report
- Plays Report
- Storage Report
- Bandwidth Report
- Transcoding Consumption Report
- Media Entries Report
- End Users Report

Date Range 4/1/2018ong1amtdOn4/1/2018y - 6/10/2018ong10pmtDOn6/10/2018y

Export to CSV



Monthly Usage Breakdown

Month	Total
June, 2018	58
May, 2018	57
April, 2018	54