



# Kaltura Webcasting - Launching the Moderator View Application

Last Modified on 10/24/2022 7:44 pm IDT

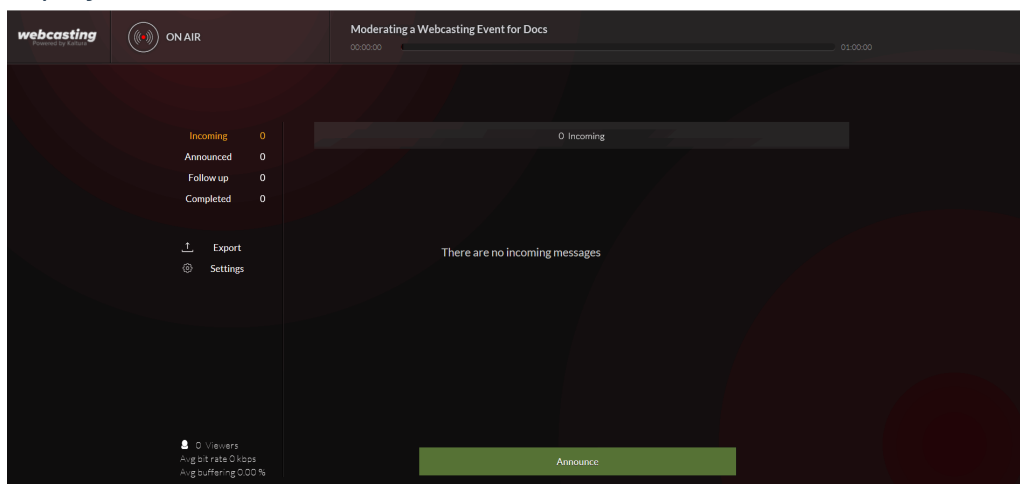
You can launch the Moderator View Application for a Webcasting Event after your event is set up to be broadcast and you have been assigned as a Webcast Moderator.

To launch the Moderator View

1. Open the Webcast Media Page and click on the **ACTIONS** button.
2. Select **Manage Event** from the drop-down menu



3. The Manage Event Tab opens in your browser and the Moderator View screen is displayed.



**⚠** If you don't see the Manage Event option, make sure you're [assigned as moderator](#) for this entry.

