

How to Update the Kaltura Player to the Latest Version

Last Modified on 06/18/2020 10:47 am IDT

Updating Kaltura Players in the Universal Studio

The Universal Studio tab displays the complete list of the players defined in your account. To edit any player in the Universal Studio, the player should be updated to the latest Universal Studio Players.

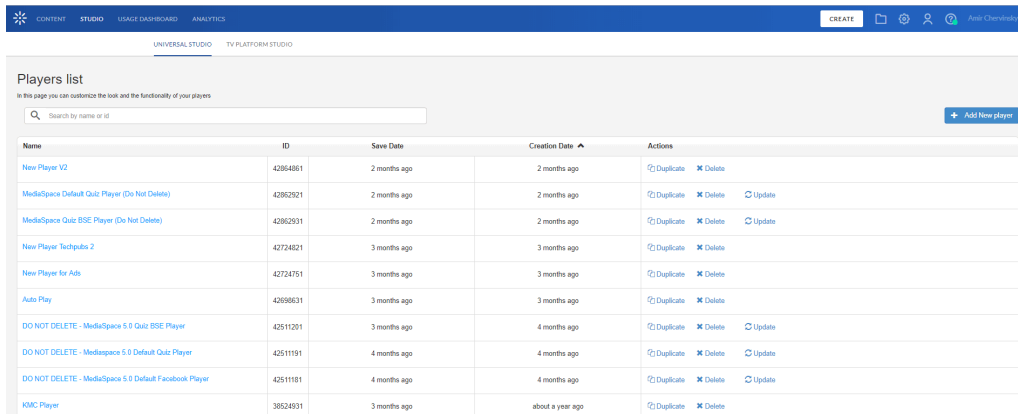
All players are automatically available to be updated in the new Universal Studio.

Update a Player

To update a V2 player to the latest version

1. Select the Studio tab and then click Universal Studio.

The list of existing players is displayed.

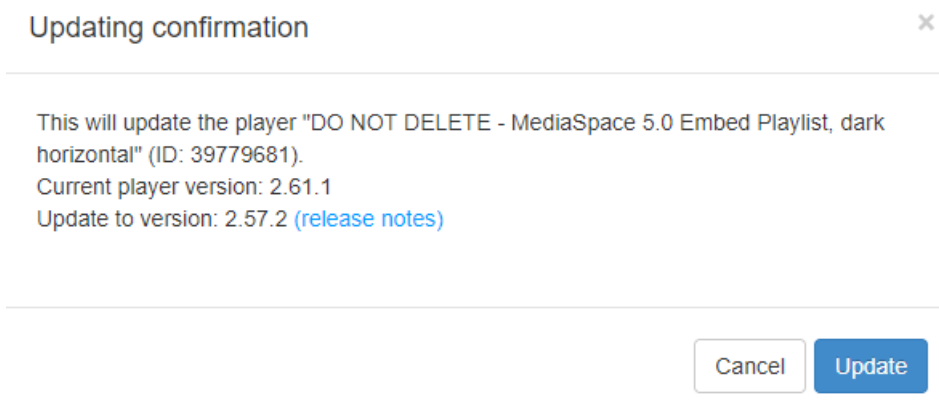


The screenshot shows the 'Players list' interface in Universal Studio. It includes a search bar and a table with columns for Name, ID, Save Date, Creation Date, and Actions. The table lists various players, including 'New Player V2', 'MediaSpace Default Quiz Player', and 'DO NOT DELETE - MediaSpace 5.0 Quiz BSE Player'.

Name	ID	Save Date	Creation Date	Actions
New Player V2	42854861	2 months ago	2 months ago	Duplicate Delete
MediaSpace Default Quiz Player (Do Not Delete)	42852921	2 months ago	2 months ago	Duplicate Delete Update
MediaSpace Quiz BSE Player (Do Not Delete)	42852931	2 months ago	2 months ago	Duplicate Delete Update
New Player Techpubs 2	42724821	3 months ago	3 months ago	Duplicate Delete
New Player for Ads	42724751	3 months ago	3 months ago	Duplicate Delete
Auto Play	42698631	3 months ago	3 months ago	Duplicate Delete
DO NOT DELETE - MediaSpace 5.0 Quiz BSE Player	42511201	3 months ago	4 months ago	Duplicate Delete Update
DO NOT DELETE - MediaSpace 5.0 Default Quiz Player	42511191	4 months ago	4 months ago	Duplicate Delete Update
DO NOT DELETE - MediaSpace 5.0 Default Facebook Player	42511181	4 months ago	4 months ago	Duplicate Delete Update
KMC Player	38524931	3 months ago	about a year ago	Duplicate Delete

2. Click Update to update the player to the latest version of the player.

An Update confirmation box is displayed.



The dialog box is titled 'Updating confirmation' and contains the following text:

This will update the player "DO NOT DELETE - MediaSpace 5.0 Embed Playlist, dark horizontal" (ID: 39779681).
 Current player version: 2.61.1
 Update to version: 2.57.2 ([release notes](#))

At the bottom, there are two buttons: 'Cancel' and 'Update'.

3. Click Update.

An update confirmation box is displayed.


Player Updated



The player was updated successfully.

OK

4. Click OK.

 The player version is also automatically updated by re-saving the player settings. To do so, go to the KMC Universal Studio tab, select a player you wish to update and click on "Save Player Settings".