

# Kaltura Video Quiz Administrator's Guide

## Activating the Kaltura Video Quiz Feature in Kaltura MediaSpace or in your KAF Instance

Kaltura Video Quiz is managed by Kaltura MediaSpace system administrators in the Admin area accessed from/admin. Kaltura Video Quiz (VQ) can also be enabled via the KAF admin console in the same manner. If you do not see the [Quiz module](#), contact your account manager.

The following tasks are described:

- [Configure the Quiz Module](#)
- [Verify that Video Quizzes are Activated](#)

## Configure the Quiz Module in KMS or in the KAF Instance

The configuration page dedicated to Video Quiz is accessed from the **Configuration Management** page from the menu on the right under the category, Modules/entryTypes.

### To configure the Quiz module in KMS or in the KAF Admin Console

1. Login to the application Configuration Management window.
2. Scroll down and click the [Quiz module](#) in the Modules/entryTypes section.

#### Modules/entryTypes

Audioentry
Imageentry
Liveentry
<b>Quiz</b>
Webcast
Youtube

KMS (mediaspace) version 5.74.06, build 0

The Quiz Administration page is displayed.

3. In the Enabled field, select Yes to enable the Quiz module.
4. Enter values for the relevant fields and click Save.

See the full list of fields on the [Quiz module](#) article.

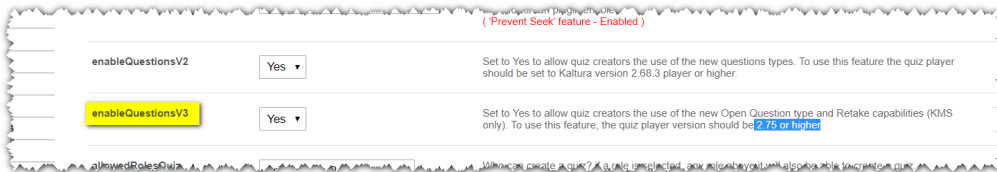
## Enable Retaking Quiz and Open Questions

A quiz creator may select how many attempts a user may have to take selected quiz, as well as which score to use. See [Multiple Attempts](#) for more information.

Open questions are designed to encourage a full, meaningful answer using the subject's own knowledge and/or information. Open Questions may be answered in free text format and are not considered as part of the grade.

### To enable and configure the Quiz Module for allowing Multiple Quiz Attempts and Open Questions

1. Login to the application Configuration Management window.
2. Scroll down and select the **Quiz Module** in the entryTypes section.  
The Quiz Administration page is displayed.
3. Set the **enableQuestionsV3** field to Yes.









4. Click Save.

## Verify that you have Activated the Video Quiz Feature in KMS or in your KAF instance

### ☰ To verify that you can create a quiz

1. Login to Kaltura MediaSpace or your KAF instance.
2. Select Add New.  
Video Quiz should display as one of the Add New options.

-  Media Upload
-  Express Capture
-  YouTube
-  Kaltura Capture
-  Video Quiz
-  Webcast Event

Be certain to activate the **Userreports module** in KMS or in your KAF instance to ensure that you can display the VQ analytics.