

Kaltura Webcasting

Kaltura Webcasting enables you to orchestrate highly produced live streaming events to large audiences. Kaltura Webcasting supports you from the initial planning stage to live broadcast production and management and finally to post-production and after-event management.

With Kaltura Webcasting, you can make live broadcasted events part of your consolidated video strategy. The user-focused design makes webcasting painless for presenters, producers, and viewers. Kaltura's robust infrastructure ensures reliable delivery, anywhere. With automated transition from live to VOD and a secure, seamless integration with your corporate website, break down siloes to bring all your video content onto a single platform.

Kaltura Webcasting includes:

- Workflow integration with MediaSpace and KAF based applications
- Slide sync and projector setup
- Live analytics
- Moderated Q&A
- Interactive polls
- Self-serve Personal Webcasting

and much more.

Webcasting Reliability and Scalability

Webcasting enables a large number of viewers, located in many different locations throughout the world to view a live event. Webcasting supports a wide range of viewing scenarios, including people all over the world on their own bandwidth, people in offices sharing bandwidth, and any combination of these options.

Multiple delivery options include

- Internal infrastructure (eCDN)
- Public CDN
- Dual delivery

Webcasting also provides full control of webcast delivery beyond firewalls, and supports an unlimited number of viewers at the same time.

For more information about eCDNs, see the [Kaltura eCDN Information Guide](#).

Webcasting Workflow

Preparing for an Event







Preparation is a key factor in ensuring the success of a live broadcast event. There are many details you can define and collect even before you begin to make sure that you are prepared. See [Preparing for a Webcasting Event](#) for details.

You may also want to check out best practices and tips for a great webcast in [Webcasting Tips and Recommendations](#).

Setting up a Kaltura Webcasting Event

Setting up a Kaltura Webcasting event is the process of defining and scheduling the event's details and presenters, creating a page dedicated to the event that can be shared, and inviting people to attend. Remember to add all presenters as Co-editors, and all Webcasting Moderators to the Event. To learn how to add co-editors, and Webcasting Moderators see [Media Collaboration](#).

To create a webcast event

1. [Create a Webcasting Event](#)  
2. [Edit a Webcasting Event](#)
3. [Set up the Live Video Stream](#)
4. [Invite Attendees](#)  
5. [Install and Launch the Kaltura Webcasting Application](#)  

Managing a Webcasting Event

Managing a live event includes many aspects. From the camera focus to ensuring viewers are engaged, there are many items to monitor and operate during a broadcast. The Kaltura Webcasting Producer Application provides a variety of management tools to webcasting event producers, moderators, and presenters.

- [Using the Webcasting application](#)
- [Managing slides broadcast](#)
- [Controlled views](#)
- [Live analytics](#)
- [Q&A](#)
- [Interactive polls](#)

After a Webcasting Event

After the Webcasting event is completed, the event video is saved in the same URL you provided to the event attendees, and is available for viewing. The event Q&A transcript can be exported and saved, while the Live Analytics will be available for download for 36 hours after the event completes.

You may now:

- [Perform Post Production and Editing to the Event Slides](#)
- [Perform Post Production Clipping and Trimming of Videos](#)
- [Publish the Event to a Category or Channel](#)
- [Export a Transcript of the Q&A Session](#)
- [Export a Transcript of the Polls](#)
- [Review and Download the Live Analytics from the KMC](#)

Kaltura Webcasting Roles

When producing a webcast event, there are several people involved that have different roles and objectives for the event. For a list and description of each Webcasting role, see [Kaltura Webcasting Roles](#).

Kaltura Webcasting Documentation Guides

The information about Kaltura's Webcasting procedures, features and tips are written for specific roles. The following guides are available and written per user roles:

- [Kaltura Webcasting Producer's Guide](#)
 - [Kaltura Webcasting Moderator's Guide](#)
 - [Kaltura Webcasting Presenter's Guide](#)
 - [Kaltura Webcasting Attendee's Guide](#)
 - [Kaltura's Webcasting Administration Guide](#)
-