

Channel Playlist Feature Description

Overview

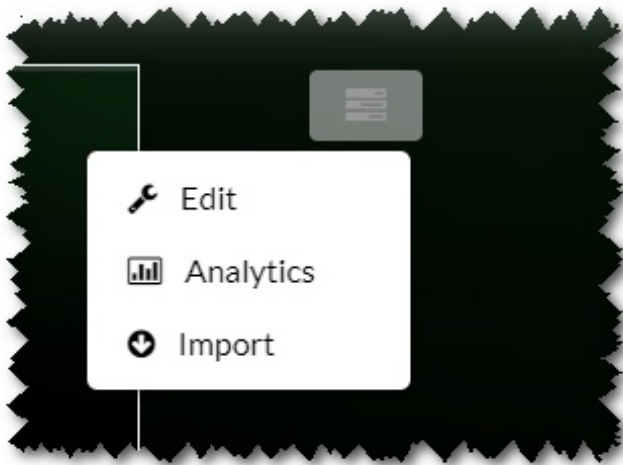
The Channel Playlist feature allows Channel/Media Gallery Managers to curate, organize and improve displayed featured content in their channels.

For the Channel/Media Gallery Manager

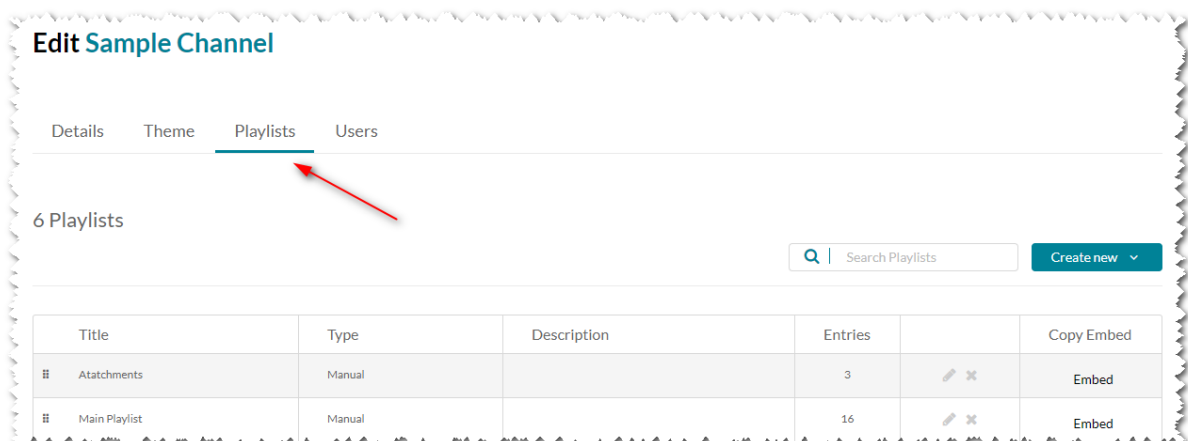
The Channel/Media Gallery manager can create, edit, modify the order of playlists and grab embed codes for channel playlists using the Playlists tab.

To access the Playlists tab:

1. In the Channel/Media Gallery, click on Actions -> Edit.



2. Click on the Playlists tab to add, edit, modify the channel playlist.



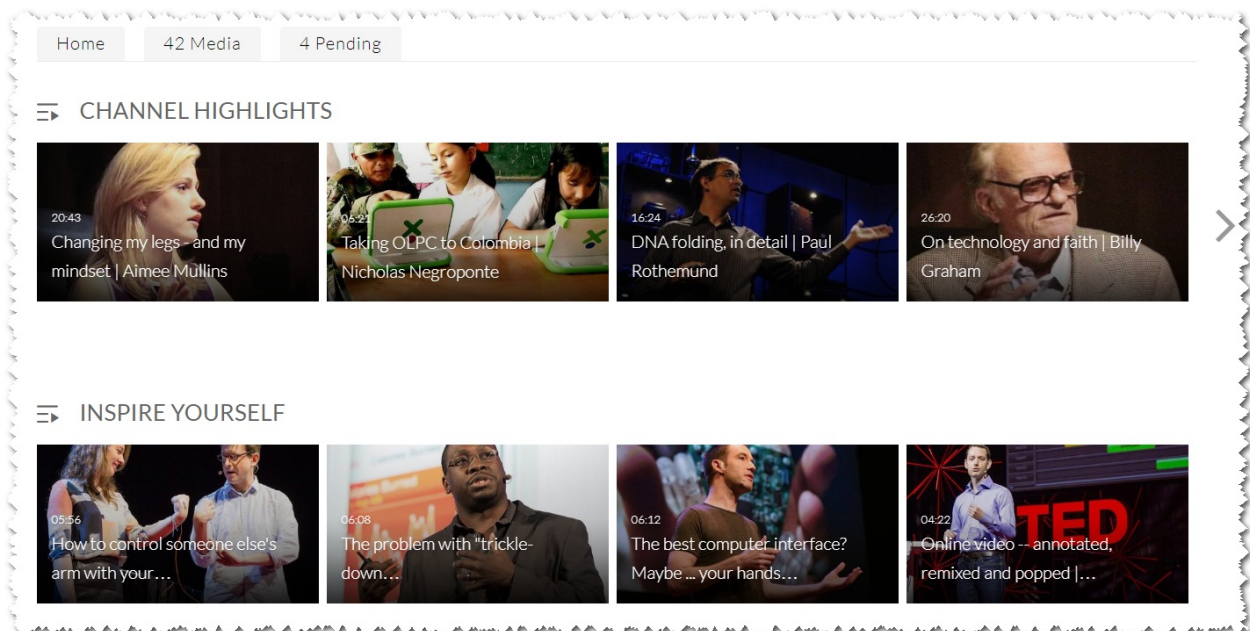
- You can add the same entry many times in the playlist.
- Supported entry types are: video, live, YouTube, image and audio types in a playlist.

Note: Video Quiz entries are not supported.

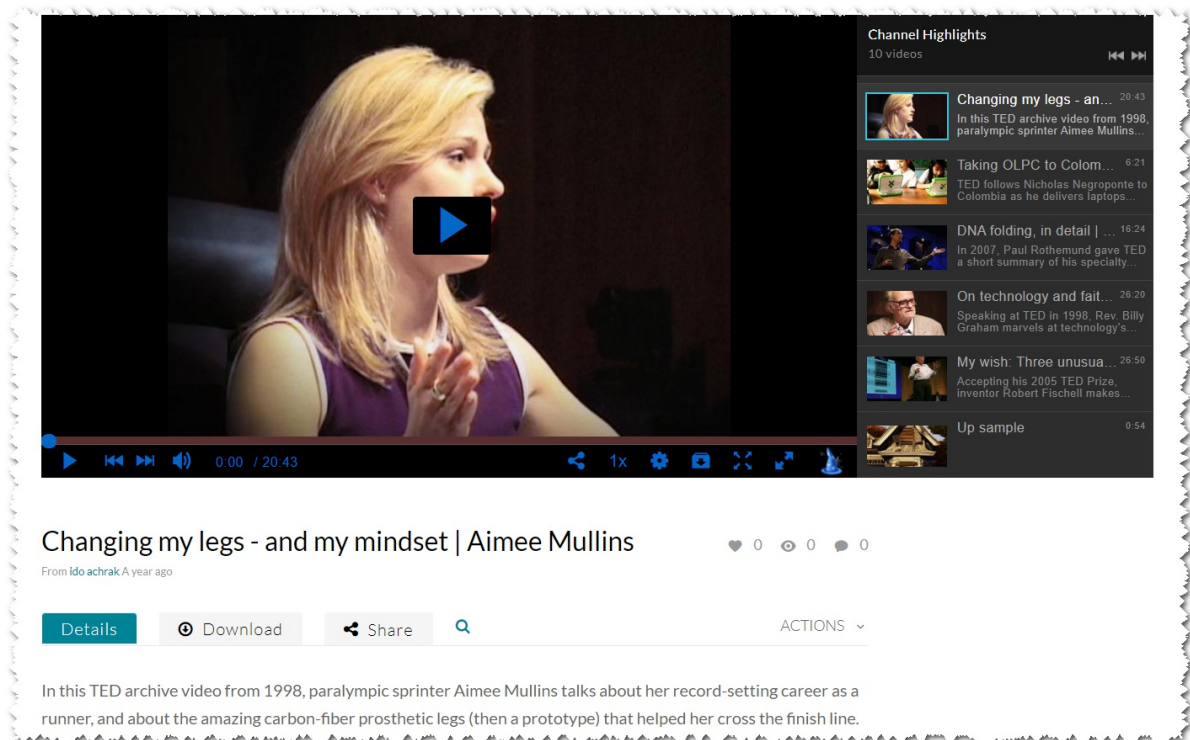
For the Viewer

A dedicated tab displays all the available playlists in the Channel/Media Gallery.

The Playlist tab name is configurable. Playlists serve different purposes in different contexts, e.g. "Lesson Plan", "Campaign Highlights", "Leaderboard" etc. The following screen is an example of Channel Highlights playlists:



- Clicking on one of the Channel Playlist titles opens the Playlist's page.
- Clicking on a media's thumbnail, opens the playlist playback page, and starts to play the selected media.



Changing my legs - and my mindset | Aimee Mullins

From Ido achrak A year ago

Details Download Share ACTIONS

In this TED archive video from 1998, paralympic sprinter Aimee Mullins talks about her record-setting career as a runner, and about the amazing carbon-fiber prosthetic legs (then a prototype) that helped her cross the finish line.

- In the playlist page, the entries are played one after another automatically.
- You can 'Share', 'Like' and perform specific 'Actions' on the Playlist page for the specific entry that is being played.

For the Application Admin

KMS/KAF admins can enable the Channel Playlists feature in the channelPlaylists module. You can also determine the name of the tab that appears in the Channel/Media Gallery in this module. The default name is 'Home'.

After the *channelPlaylists* module is configured a new tab displays all the available playlists in the Channel/Media Gallery.

Channelplaylists

Module Info	
Notice	Please make sure to disable and then enable again the embedPlaylist module in order to enable a new V2 player configuration and allow the playlist embed to function properly.
enabled	<input type="checkbox"/> Yes <input type="checkbox"/> No Enable the Channelplaylists module.
channelPlaylistsTabName	<input type="text" value="Home"/> The title of the tab which will be added to the channel (media gallery) and will be presented first.
entriesSource	<input checked="" type="checkbox"/> Media Gallery <input type="checkbox"/> My Media <input type="checkbox"/> All Site Add media to the playlist from the channel gallery itself, from My Media or from all entitled areas in the site. Note that media from My Media and from All Site will be automatically published to the channel gallery if chosen.
<input type="button" value="Save"/>	

