

What's New in the Kaltura Building Block for Blackboard Learn V5

[/collapsed]

[collapsed title="Overview"]

Overview

The Kaltura Building Block for Blackboard Learn offers an out-of-the-box solution that enables users to view, record, upload, publish, search, and share video directly from their Blackboard Learn environment. This translates into time and money saved for your organization, improved student engagement, creativity and learning results, as well as ease of use for students, faculty and teaching assistants.

[/collapsed]

[collapsed title="The Kaltura Application Framework"]

The Kaltura Application Framework (KAF) Admin

The Kaltura Building Block for Blackboard Learn is implemented on top of the Kaltura Application Framework (KAF), a feature rich framework that allows flexible and streamlined integration of Kaltura's video solutions and products, into 3rd party applications such as Blackboard Learn. KAF is hosted and served directly from the Kaltura cloud servers and integrated into your Blackboard Learn environment, and presents different video components and workflows to users.

For more details on KAF, please refer to this [video](#) .

[/collapsed]

[collapsed title="Set up and Deployment"]

Set up and Deployment

Deleting Media

A system administrator can now allow end users to delete owned content. In addition, it is possible to limit users from deleting (and editing) content after publishing it to others. This enhancement allows you to prevent students from altering videos after they were used as a submission to a video assignment.

allowEditPublished

 ▼

Enable editing of published entries

allowDeletePublished

 ▼

Enable deletion of published entries

Managing and Editing Entries

V4 offers many new ways for managing and editing entries from within the LMS, inside the My Media page, by clicking one of the following buttons:

- **Captions** - Upload multi-lingual captions to reach international, multi-lingual, and hearing-impaired audiences in addition to enabling in-video search within the captions.
- **Comments** - Boost online conversations and user engagement by allowing users to comment on videos.
- **Thumbnail Management** – Update video thumbnails by uploading your own images, grabbing a frame from the video, or using an automatic thumbnail generator.
- **Trimming and Clipping** – Users can now create clips from media and trim owned media.

Media Gallery

The Media Gallery has undergone a complete look-and-feel revamp in V5. The Media Gallery does not necessarily include all media that is used within the course in other contexts. Instead, the Media Gallery contains the content that was deliberately assigned to it.

In addition, the Media Gallery now offers:

- Uploading media directly to the Media Gallery
- Permissions based on user roles
- Filtering and sorting content
- Advanced media management and editing capabilities, as described in [Managing and Editing Entries](#).
- Gallery analytics – as described in video analytics

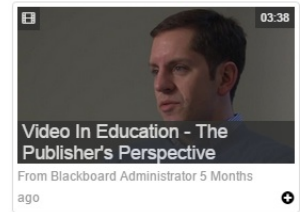
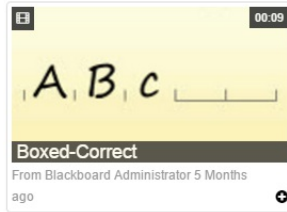
Media Gallery

Actions

4 Media

Sort by Most Recent View All Media

+ Add Media



For more information please refer to the [Kaltura Video Building Block 5 for Blackboard Learn 9.x User Manual](#).

Video Analytics

The Kaltura Course Media Reports can be accessed through the Media Gallery. Faculty members can gain insight in to media usage in their courses and get answers to questions like:


- Are students really watching the videos?
- Which videos are they watching most?
- Which students watch the videos?
- Are students watching the entire length of the videos?
- Which students contribute media to the course and do other students engage with that media?

Analytics for Media Gallery


Last 30 days

Dashboard Media Engagement Contribution

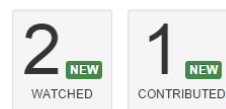
Media Items



Most Popular Media



User Engagement and Contribution



Top Engaged Users

View All

Blackboard Administrator	7 PLAYS
Unknown	0 PLAYS

Top Contributors

View All

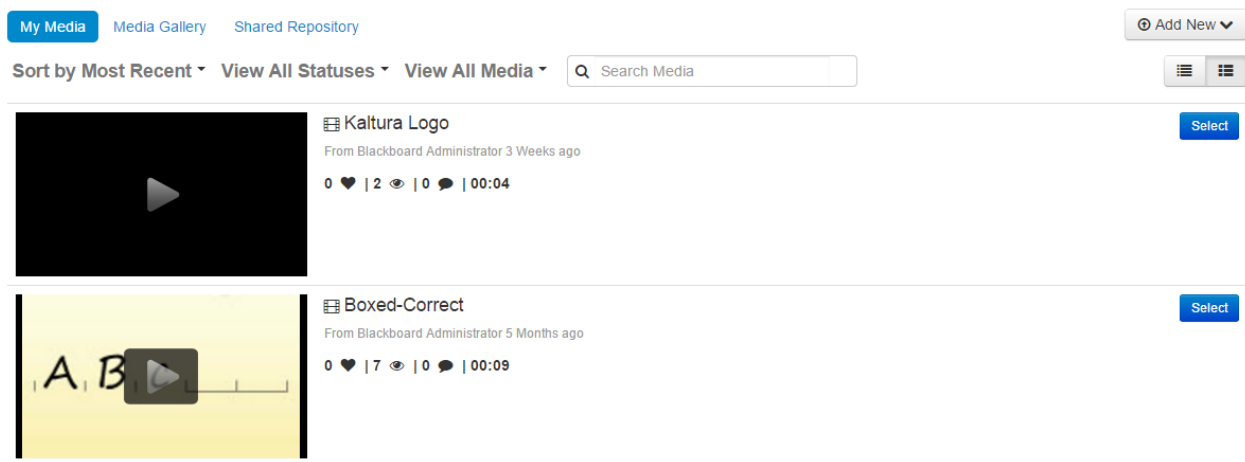
Blackboard Administrator	1 CONTRIBUTIONS
--------------------------	--------------------

For more information please refer to the [Kaltura Video Building Block 5 for Blackboard Learn 9.x User Manual](#).

Embedding Media

V5 introduces a brand new tool for embedding content – The Browse, Search and Embed Tool that allows users to embed content from their personal My Media repository, from Media Galleries of courses they have access to, and from the site’s Faculty Repository.

The Browse, Search and Embed Tool is available within any Mashup tool in Blackboard.



For more information please refer to the [Kaltura Video Building Block 5 for Blackboard Learn 9.x User Manual](#).

Faculty Repository

The Faculty Repository is a central gallery where faculty can browse, search, watch and use media shared by other faculty members.

There are additional metadata fields specific to the Faculty Repository to provide more information that can be customized and configured by administrators.

Content can be easily shared with the Faculty Repository directly from My Media or with the Browse, Search and Embed tool within the Faculty Repository.

Shared Repository

Actions

18 Media

Sort by Most Recent View All Media

+ Add Media



How Protons, Electrons And Neutrons Were...
From Jack Sharon (Instructor) 2 Weeks ago




My Immigration Story - Clip
From Fay Cully A month ago



The Crucial Skill For Tomorrow's Leaders - Example
From Fay Cully A month ago



That's Why Carbon Is A Tramp - Crash Course...
From Liam Ferris 3 Months ago



Photosynthesis Khan Academy
From Liam Ferris 3 Months ago



Photosynthesis Bozeman
From Liam Ferris 3 Months ago



Photosynthesis - Energy In A Cell
From Liam Ferris 3 Months ago

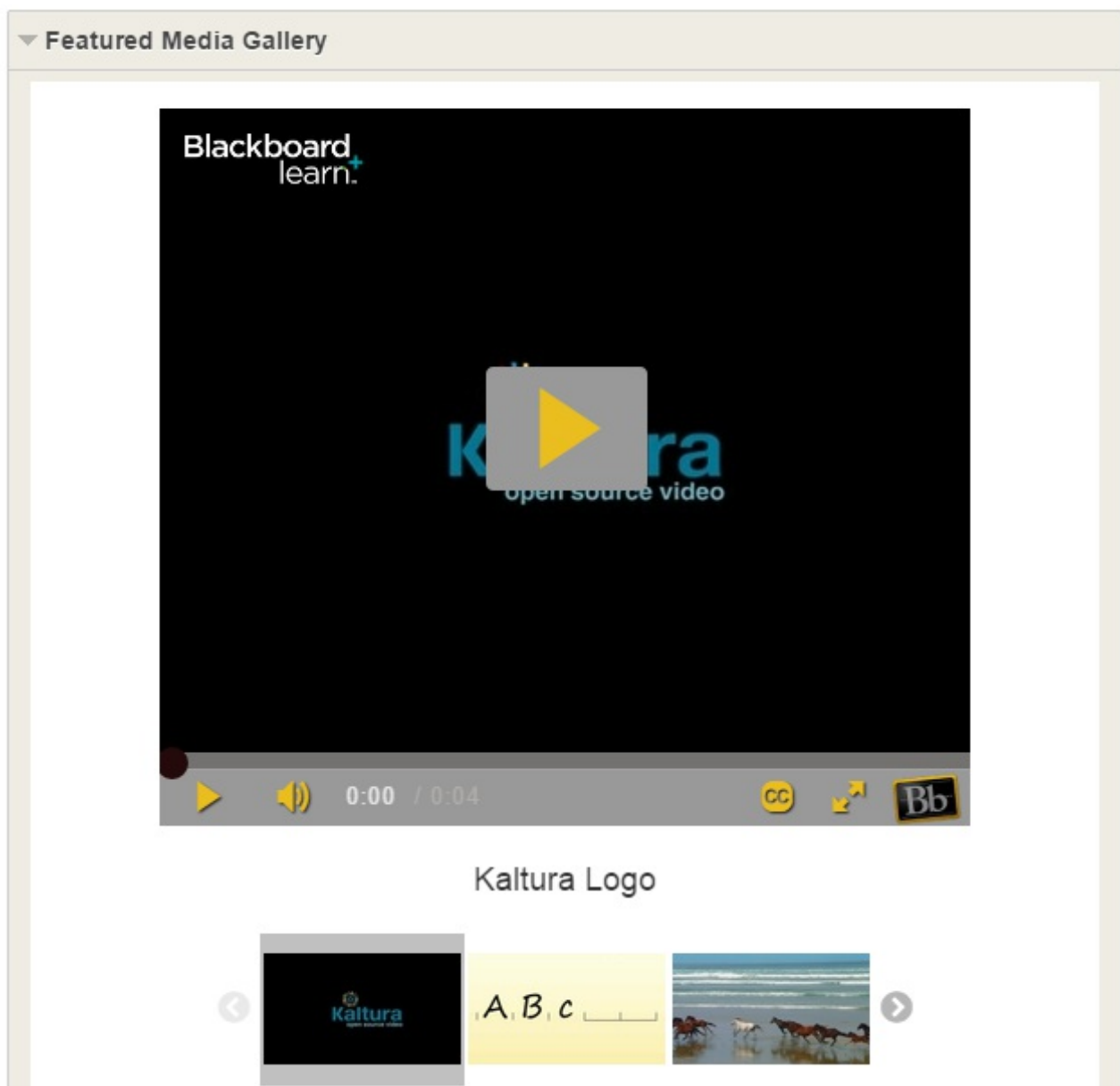


Introduction To Evolution And Natural Selection
From Liam Ferris 3 Months ago

For additional information, please refer to the [Kaltura Video Building Block 5 for Blackboard Learn 9.x User Manual](#).

Featured Media

The Featured Media module can be added to a course homepage and display selected highlighted media from the Media Gallery.



For additional information, please refer to the [Kaltura Video Building Block 5 for Blackboard Learn 9.x User Manual](#) .

[/collapsed]

[collapsed title="Roles and Permissions"]

Roles and Permissions

V5 offers a very granular control over roles and permissions via LTI mappings. You can easily manage access to different parts of the Kaltura Building Block.

Kaltura Building Block Role Mapping

INSTITUTION-WIDE ROLE MAPPING

Institution Role Name	Instructor	Content Developer	Teaching Assistant	Learner	Mentor
Student	<input type="checkbox"/>	<input type="checkbox"/>	<input type="checkbox"/>	<input checked="" type="checkbox"/>	<input type="checkbox"/>
Faculty	<input checked="" type="checkbox"/>	<input type="checkbox"/>	<input type="checkbox"/>	<input type="checkbox"/>	<input type="checkbox"/>
Staff	<input checked="" type="checkbox"/>	<input type="checkbox"/>	<input type="checkbox"/>	<input type="checkbox"/>	<input type="checkbox"/>
Alumni	<input type="checkbox"/>	<input type="checkbox"/>	<input type="checkbox"/>	<input type="checkbox"/>	<input type="checkbox"/>
Prospective Student	<input type="checkbox"/>	<input type="checkbox"/>	<input type="checkbox"/>	<input type="checkbox"/>	<input type="checkbox"/>
Guest	<input type="checkbox"/>	<input type="checkbox"/>	<input type="checkbox"/>	<input checked="" type="checkbox"/>	<input type="checkbox"/>