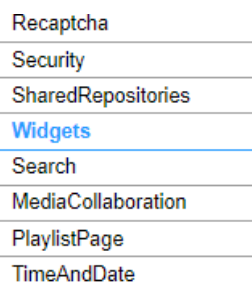


Widgets module

 This article is designated for administrators.

You can easily control whether you want to show or hide media thumbnails on session cards by using the widget module. These session cards appear on Theming-based pages such as the channel page, profile page, and agenda page.

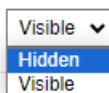
1. Go to your Video Portal admin page and navigate to the **Widgets** module. Your link should look like this: `https://{your_video_portal_URL}/admin/config/tab/widgets`.



2. Choose whether you want the thumbnail to be visible or hidden.

Widgets

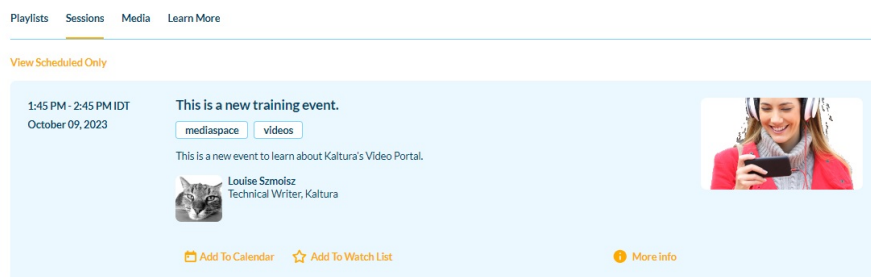
ThumbnailOnSessionCard



Save

3. Click Save.

The image below shows a session card with its thumbnail set to visible:



Session card with thumbnail set to hidden:

[View Scheduled Only](#)

1:45 PM - 2:45 PM IDT
October 09, 2023


This is a new training event.


[mediaspace](#) [videos](#)

This is a new event to learn about Kaltura's Video Portal.



Louise Szmoisz
Technical Writer, Kaltura

 [Add To Calendar](#)

 [Add To Watch List](#)

 [More info](#)

For more information about session cards, visit our article [Session card](#).

[template("cat-subscribe")]