


## Session card

 This article is designated for all users.

A session card presents information about a scheduled session in a webcasting event or Kaltura Meeting such as:

- scheduled time
- title
- description
- tags
- speakers' info (if applicable)
- thumbnail - the thumbnail can be hidden by configuring the [Widgets module](#).

 To learn more about setting a thumbnail, visit our article [Edit media](#).

- **Join Now** button: shown when the session starts.
- **Watch**: when a scheduled session (live/simulive) was connected to their video source, a “Watch” button will appear and direct the attendee to watch the video-on-demand version of the session.
- **Add to Watch List**: if applicable, gives the ability to add a specific session to the attendee's personal watch list.
- **Add to Calendar**: gives the ability to download the sessions details as a calendar invite (e.g., Outlook, Google)

The image below shows a channel page with two session cards:

View Scheduled Only

4:15 PM - 5:15 PM IDT  
October 07, 2023  
LIVE


### Knowledge sharing event

knowledge
events

This is a new event hosted by Kaltura training.

Join Now
Add To Watch List

More info




1:45 PM - 2:45 PM IDT  
October 09, 2023

### This is a new training event.

mediaspace
videos


This is a new event to learn about Kaltura's Video Portal.



**Louise Szmoisz**  
Technical Writer, Kaltura

Add To Calendar
Add To Watch List

More info



To learn more about publishing an event, visit our article [Publish a webcasting event to a gallery or channel](#).

[template("cat-subscribe")]