

Gallery

 This article is designated for administrators.

Galleries define the taxonomy and hierarchical structure of your Kaltura MediaSpace site (KMS). Galleries are first **created** by the administrator via [KMC](#) and then accessed through the MediaSpace navigation header. The Gallery module can be configured as follows:

1. Navigate to **Gallery** in the admin console under Global settings.

Global

Application

Auth

AddNew

Categories

Channels

Client

Debug

EmailService

EmailTemplates

Gallery

2. Configure the following settings:

pageSize - How many entries should be loaded onto the display for the initial gallery page. (The default is 16, max is 150). You may scroll down to view all of the entries.

pageSizeWide - How many entries can be displayed on each gallery page in the Wide gallery view, e.g., search results, playlists (the default is 24).

sortMediaBy - Set the default media sort for all categories: Channels, Galleries in KMS, and Media Galleries in KAF Applications.

Creation Date - Descending

Creation Date - Ascending

Update Date - Ascending

Update Date - Descending

Alphabetically - A to Z

Alphabetically - Z to A

Views

Plays

Likes

Comments

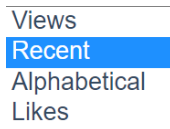
Webcast Start Date - Ascending

Webcast Start Date - Descending

Webcast End Date - Ascending

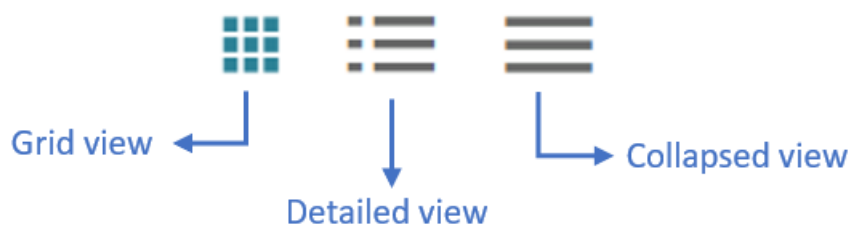
Webcast End Date - Descending

globalSearchSortMediaBy - By default, how media in the global search should be sorted.

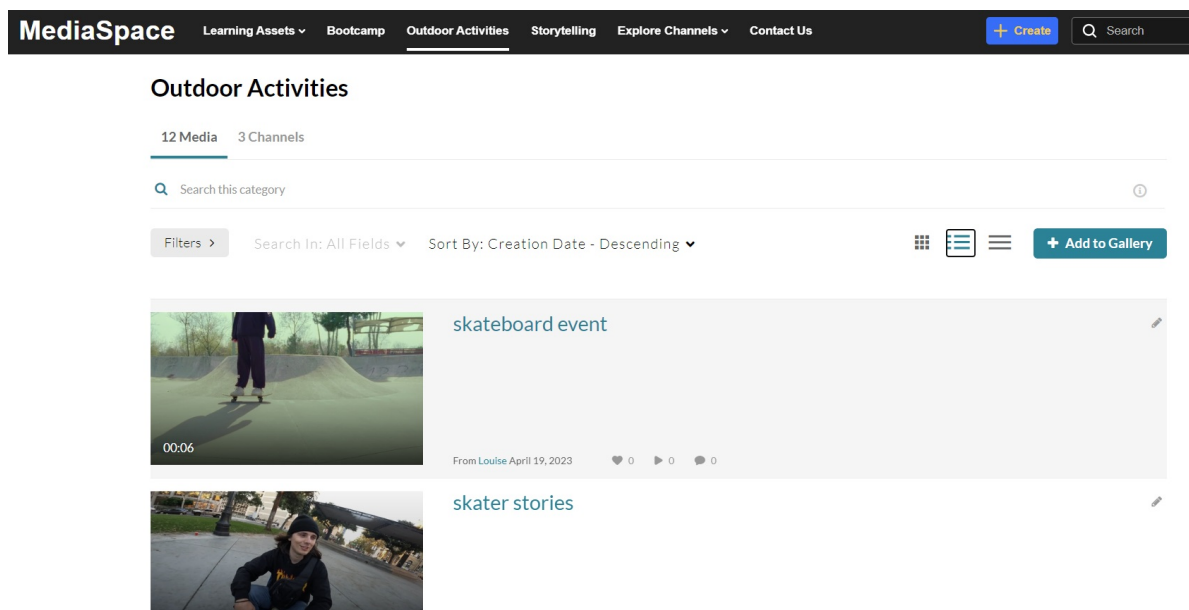


thumbnailRotator - Enable thumbnail image rotation on mouseover in galleries.

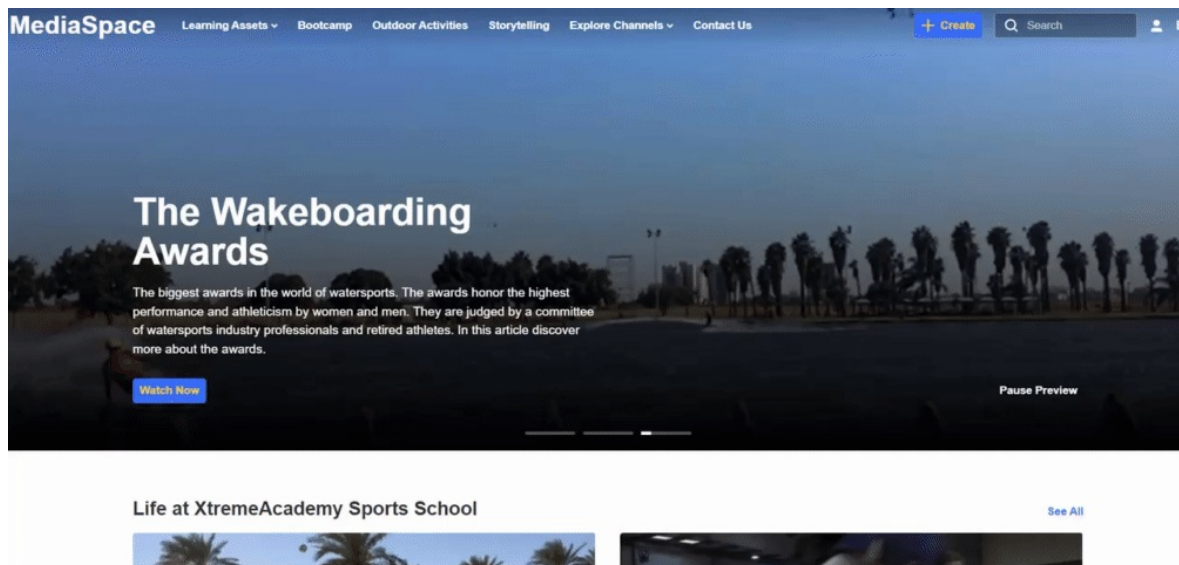
categoryDefaultView - Default view for categories. Select from Grid, Collapsed View or Detailed View.



The example below shows **Detailed** view.

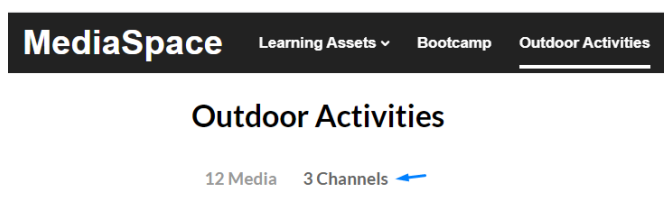


playlistDefaultView - This is the default view for playlist page (gallery-like page) that is linked from the Homepage. Select from Grid, Collapsed View or Detailed View. The example below shows Collapsed view.



firstTabLoad - Select the tab you want to load first in categories.

In the example below, the channels tab has been selected.

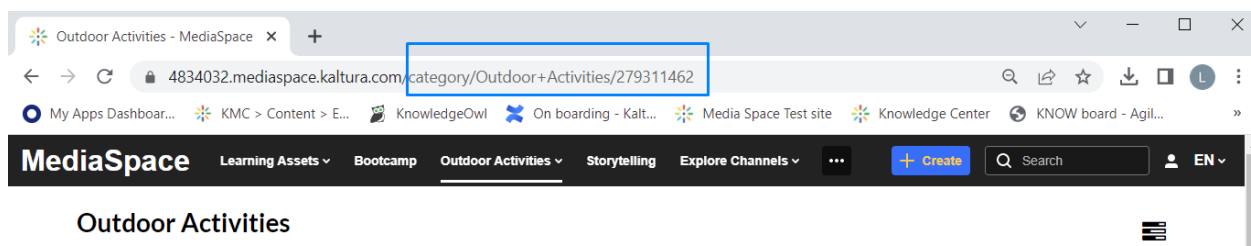


tableView - Set to 'Yes' to add the table view to all Channels. When enabled, this will be the default view on any channel for all users. Note: only available in the V2UI.

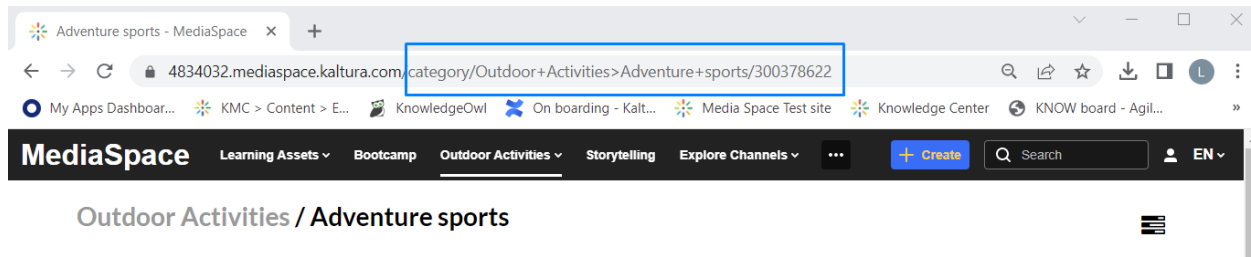


disableCategoryFullNameInURL - Display only the category name, without its parent categories hierarchy in the URL. By default, the full category name is used, including the full hierarchy.

In the example below, the setting is 'No'.



In the example below, the setting is 'Yes'.



3. Click **Save**.

For user information about galleries, see [Managing a Gallery in Kaltura MediaSpace](#).

[template("cat-subscribe")]