

# Link YouTube Videos to Kaltura

Last Modified on 02/01/2022 1:15 pm IST

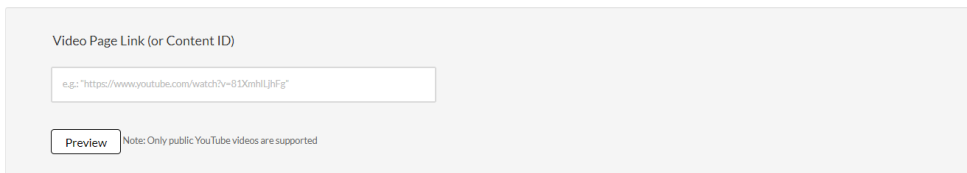
This article describes how to add media from YouTube, replace YouTube links, and obtain analytics for YouTube entries. It also provides tips for helping your viewers overcome multiple caption overlap.

**NOTE:** Adding content from YouTube requires the YouTube feature to be enabled on your partner. Please contact your administrator for enabling this capability.

## To add media from YouTube

1. Select YouTube from the Add New drop down menu.  
The YouTube page is displayed.

### YouTube

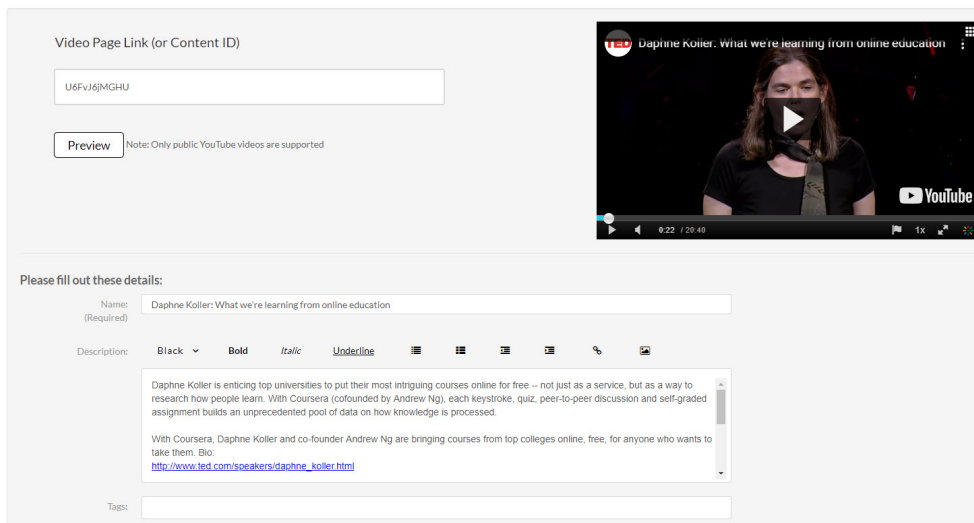


2. Enter the Video Page Link or the Content ID and click Preview.

**NOTE:** To obtain the URL, right click on the video in YouTube and copy the URL. Only public YouTube videos are supported.

3. Click Preview to edit the Youtube entry and enter metadata. Metadata includes the Name, Description and Tags.

### YouTube



Depending on how your account is set up, there could be additional metadata fields to fill. Some of

which may be required for publishing.

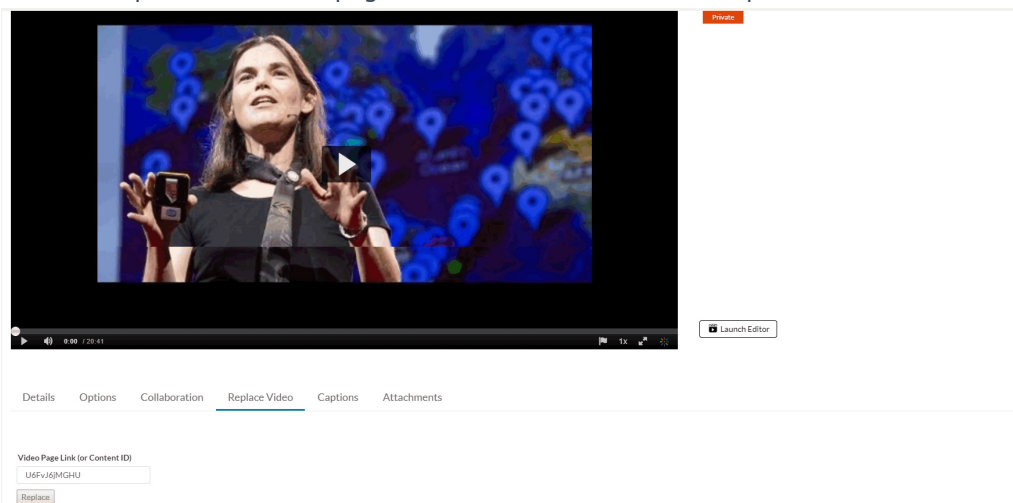
4. Click Save.
5. Click Go to Media or Go to My Media.

**NOTE:** You cannot add video presentations or YouTube media to playlists.

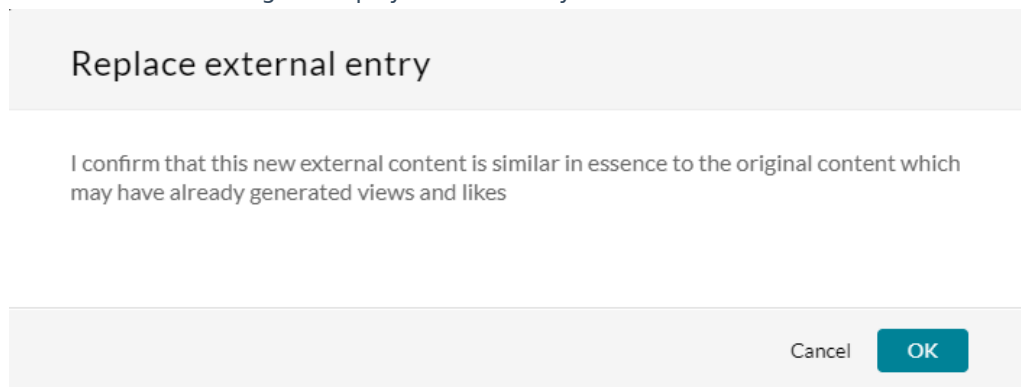
The 'Share' option (Email, Media Link, Embeds) is available for YouTube entries (like other entry types).

## To replace a YouTube link

1. In the Edit Media window, click the Replace Video tab. See [Editing Entries - Replace Media](https://knowledge.kaltura.com/help/managing-media-editing-entries#replace) (<https://knowledge.kaltura.com/help/managing-media-editing-entries#replace>).
2. Enter the replacement video page link or Content ID and click Replace.



3. A Confirmation message is displayed to ensure your choice.



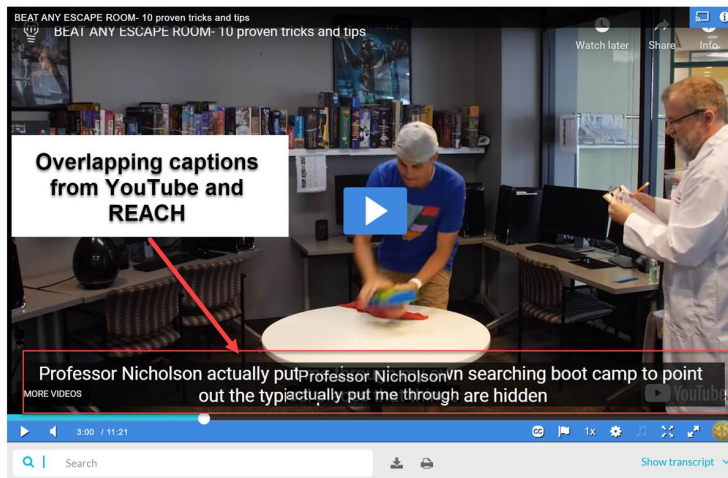
4. Go to My Media and click the pencil icon to edit the YouTube entry.

## Analytics for YouTube Entries

Videos that originate in YouTube (presented and linked to Kaltura through the YouTube module) now include the analytics pages, like other entry types. The analytics for these entries include metrics for engagement inside Kaltura MediaSpace and KAF applications only and are not aggregated with YouTube playback analytics.

## A Note About YouTube Entries and Captions

Your viewers may experience multiple caption overlap. See the following example in which YouTube is displaying captions in the stream *and* the Kaltura player is displaying REACH captions.



This overlap happens because of the following scenario:

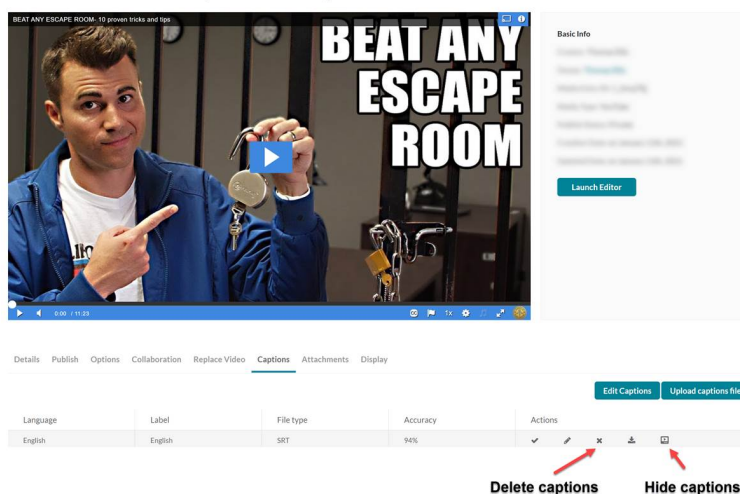
- The YouTube video they are watching has captions available,
- The viewer has turned on captioning in a YouTube video they have watched (YouTube "remembers" this setting),
- A REACH caption exists, *and*
- The Kaltura player is set to automatically show captions.

Fix 1: You can instruct your **viewers** to click the CC button in the Kaltura player to turn off REACH captions, *or* (while logged into their YouTube account and as the video is playing) turn off captions in the YouTube player (again, YouTube will "remember" this setting).

Fix 2: You, as the **Entry Owner**, can make the following setting adjustments:

- Delete or hide REACH captions via the Captions tab on the Edit Entry page.

BEAT ANY ESCAPE ROOM- 10 proven tricks and tips



- Use a different Kaltura player that is not set to automatically show captions or has captions disabled. This would depend on a mixture of an available configured player when using BSE v3 (see [Using the Kaltura Browse, Search, and Embed Feature](https://knowledge.kaltura.com/help/using-the-kaltura-browse-search-and-embed-feature) (<https://knowledge.kaltura.com/help/using-the-kaltura-browse-search-and-embed-feature>)).

[search-and-embed-bse-feature](#))) *and/or* the EntryDesign module with an available configured player (see [Customizing the Media Entry Display \(https://knowledge.kaltura.com/help/customize-entry-display\)](https://knowledge.kaltura.com/help/customize-entry-display)).

**NOTE:** Fix 2 is only applicable for users who have captioning turned on in YouTube. For those who do not have captioning turned on in YouTube, Fix 2 would result in *no* captions displaying.

---