

Playlist Details Page

Last Modified on 02/01/2022 10:59 am IST

This article describes how to work in the Playlist Details page in KMS and KAF.

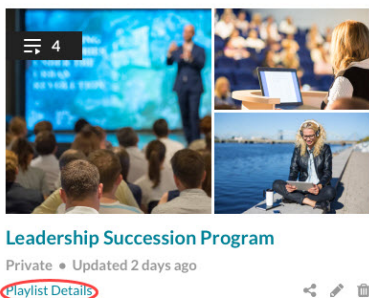
To access the Playlist Details page for media playlists in KMS

There are two ways to access the Playlist Details page for media playlists in KMS - from the My Playlist page or from the Playlist Playback page.

NOTE: If you cannot access the Playlist Details page, ask your MediaSpace administrator to give you the required permission.

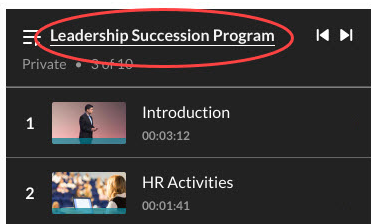
Option 1:

Access the [My Playlists page](https://knowledge.kaltura.com/help/my-playlists-page) (<https://knowledge.kaltura.com/help/my-playlists-page>) and click Playlist Details under the desired playlist.



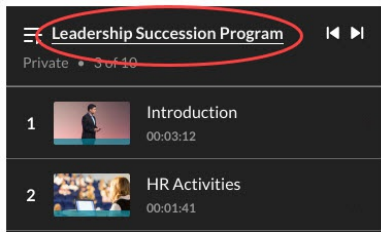
Option 2:

Access the [Playlist Playback page](https://knowledge.kaltura.com/help/playlist-playback-page) (<https://knowledge.kaltura.com/help/playlist-playback-page>) and click on the name of the playlist (underlined at the top right of the page).

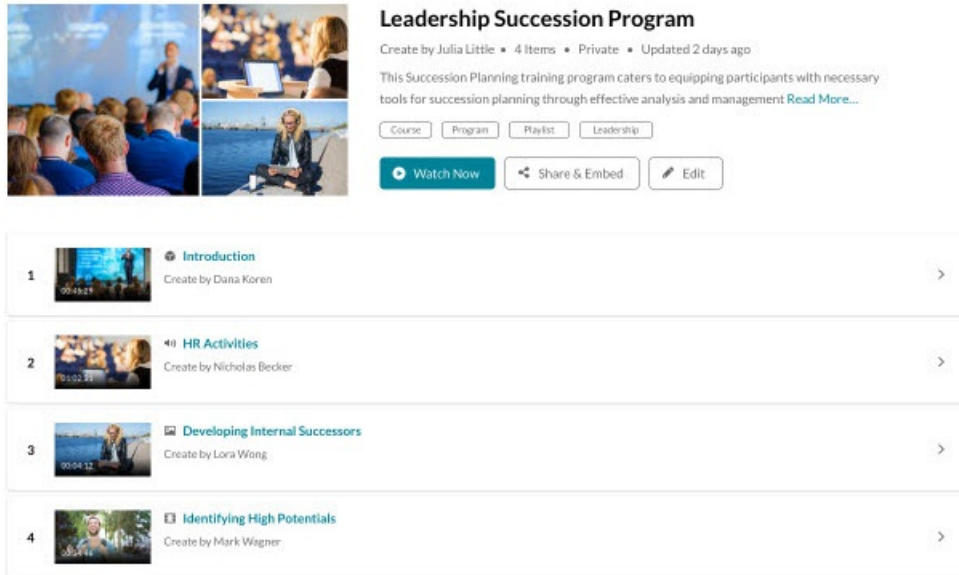


To access the Playlist Details page for KMS channel playlists and KAF Media Gallery playlists

Access the [Playlist Playback page](https://knowledge.kaltura.com/help/playlist-playback-page) (<https://knowledge.kaltura.com/help/playlist-playback-page>) and click on the name of the playlist (underlined at the top right of the page).



The Playlist Details page displays.



- Click Read More to expand the description of the playlist. Click Show Less to collapse the description.
- Click the arrow to the right of the desired media to expand the description of that media. Click the arrow again to collapse the description.
- Click a media's name or thumbnail to start playing the playlist starting with the selected media.

The Playlist Details page includes the following information:

- Thumbnail and Playlist Name
- Creator, number of items in the playlist, status, and when it was last updated
- Description and tags
- Watch Now button that directs users to the [Playlist Playback page](https://knowledge.kaltura.com/help/playlist-playback-page) (<https://knowledge.kaltura.com/help/playlist-playback-page>)
- Share & Embed button that directs users to the [Share & Embed page](https://knowledge.kaltura.com/help/share-and-embed-mediaspace-playlists) (<https://knowledge.kaltura.com/help/share-and-embed-mediaspace-playlists>)
- Edit button that directs users to the [Edit Playlist Details page](https://knowledge.kaltura.com/help/edit-playlist-details-page) (<https://knowledge.kaltura.com/help/edit-playlist-details-page>)
- List of all items in the playlist, including a thumbnail, name, creator, description, tags, number of likes, number of plays, and number of comments.