

Refresh My Media

Last Modified on 01/30/2022 10:28 pm IST

You can refresh your media library in the My Media window and view the recently added entries. Due to caching constraints, an entry may appear in the search results for example but may not appear in the My Media page. The Refresh option overcomes this constraint and displays the most recently added entries.


To refresh My Media library

In the upper right corner of the My Media window, click the Refresh icon.

Refresh icon on KMS:




My Media



 Search My Media



Filters > Search In: All Fields ▼ Sort By: Creation Date - Descending ▼

   ACTIONS ▼



Kaltura Video Platform Overview


This video describes all of the exciting and powerful capabilities of Kaltura's Video Platform. Our robust platform can meet the needs of any Enterprise, Educational Institution, or Media company.



Refresh icon on KAF:

My Media



 Search My Media



Filters > Search In: All Fields ▼ Sort By: Creation Date - Descending ▼

   **Add New** ▼ ACTIONS ▼



Sample Video 1



Your media library is refreshed.