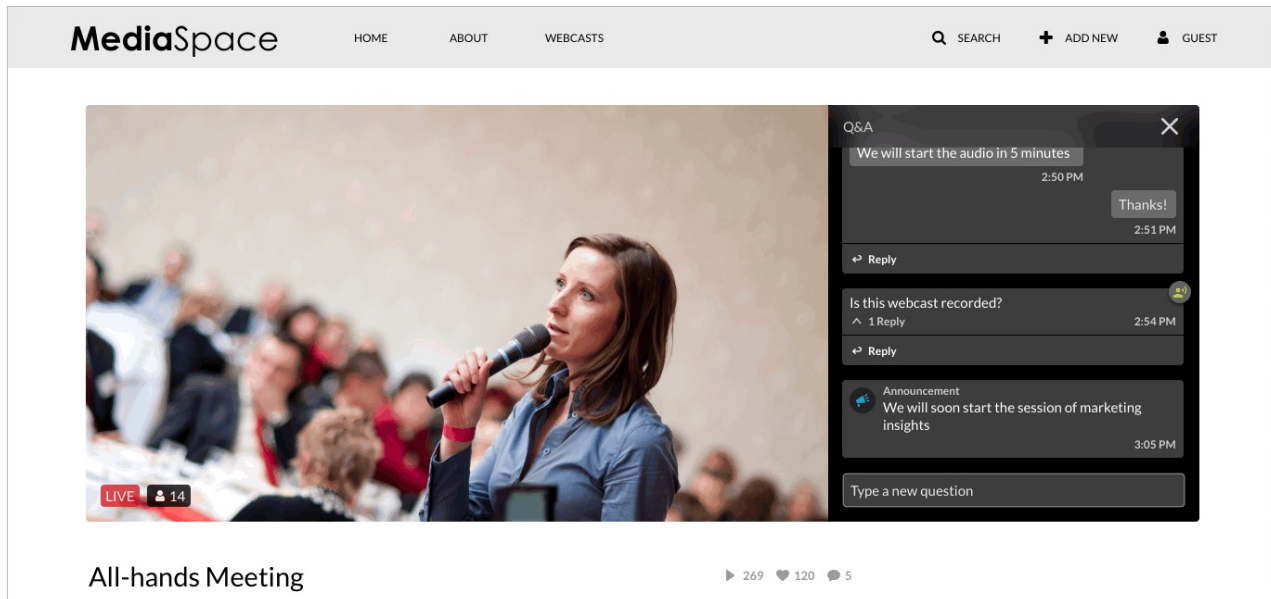


Webcasting Q&A Using the V7 Player (Beta)

Kaltura Webcasting has been enhanced to improve the user experience for viewing a Live broadcast along with moderated Q&A. This article describes how to setup the Kaltura V7 Player for displaying and using the enhanced Kaltura Webcasting player (Beta).



The Kaltura V7 Webcasting player supports the following functionalities:

- Live
- Q&A
- eCDN
- VOD playback

For Users

1. Select a Webcasting Entry.
2. Go to the Edit Entry page and select the Display tab.
3. Select the V7 Webcast-Beta (or chosen name) player from the drop down menu.

Use the Display tab to change or modify an entry's display.

Entry player: Default player

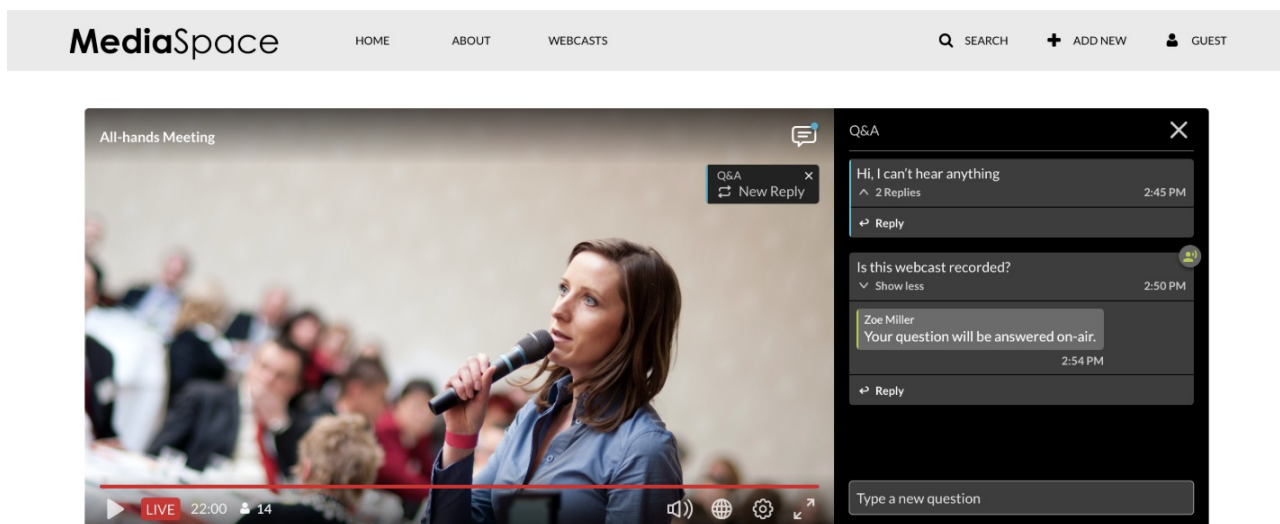
Show elements:

- ☒ Header logo
- ☒ Sidebar
- ☒ Entry properties
- ☒ Entry tabs
- ☒ Comments
- ☒ Footer

4. Save.

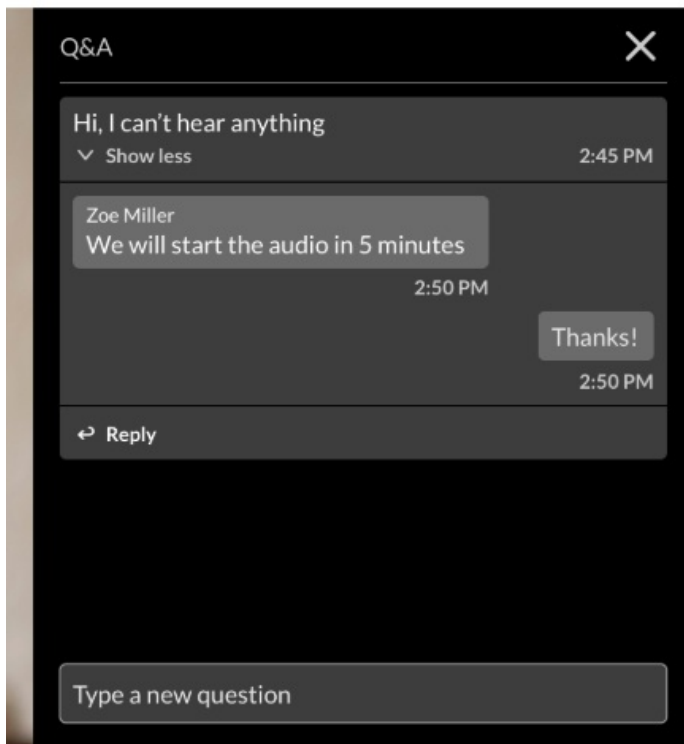
New Q&A & Live Features

Look & Feel




Thread

We improved the user interface for the conversation between the user and the moderator(thread). That means less time trying to find where the conversation stopped and making it easier to engage.



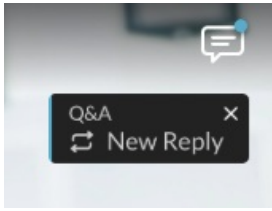
Announcement

Fresh look for Announcements for maximum visibility



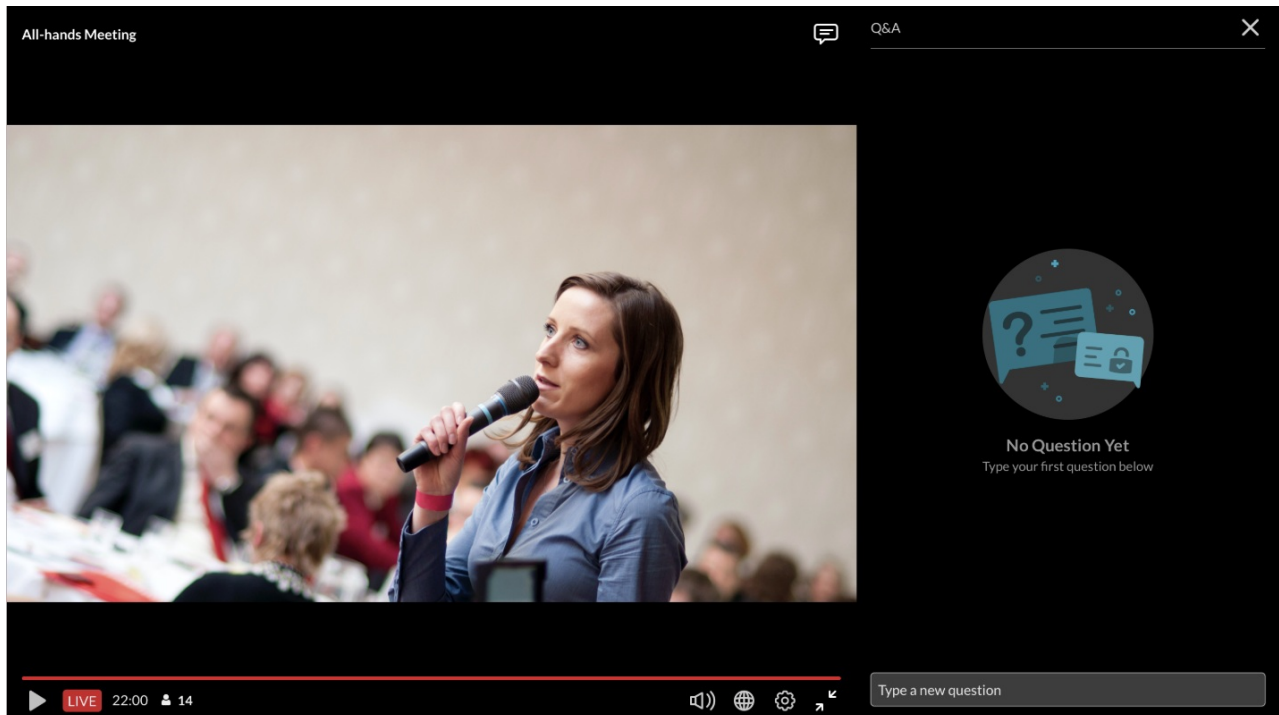
Player Notifications

On any incoming message, in the case that the Q&A panel is closed, there will be a visual indicator on the icon plugin



Full Screen Support

You can now engage with the Q&A panel without the need to exit the full screen




Answer On-Air

All answers to questions that have been selected to be answered "On Air" are displayed on the player making the question more visible even if the Q&A panel is closed.

MediaSpace

HOME ABOUT WEBCASTS

Q SEARCH + ADD NEW GUEST



Q&A

2:51 PM

Reply

Is this webcast recorded?

1 Reply 2:54 PM

Reply

Announcement

We will soon start the session of marketing insights

3:05 PM

Audience asks

Can I register for future events?

2:50 PM

Type a new question

All-hands Meeting

269 120 5

From Ben Gettinger 6 Days ago

Details

Share

Attachments

Q

ACTIONS

Register today for an executive webcast with our CIO and product management as they introduce our new video cloud solution and discuss the business use cases for knowledge sharing and collaboration.


Event

Live

Video

Goals

Appears In [All-hands | Cross-Company](#)

Presenter(s)  **Ben Gettinger**
Chief Innovation Officer

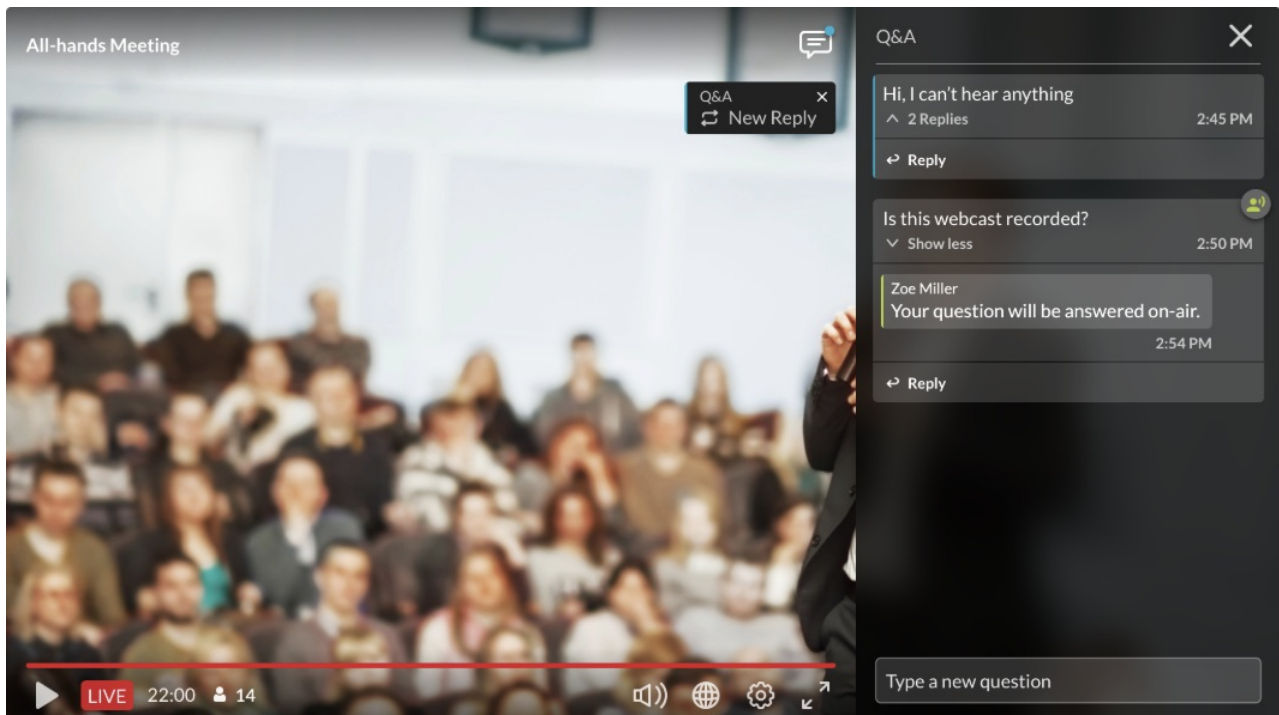
Comments

Add a Comment

MediaSpace™ video portal by Kaltura

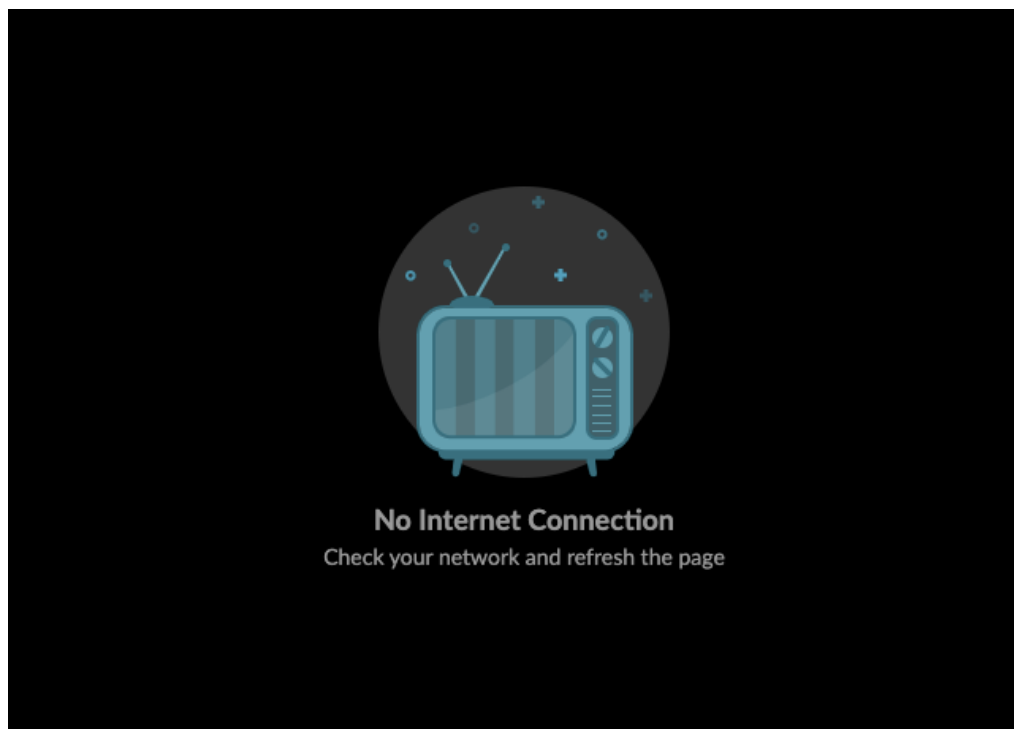
Embedded Player Experience

In the case of embedded players, the Q&A panel will open on top of the video in order to keep the video player as large as possible within the container it's configured.

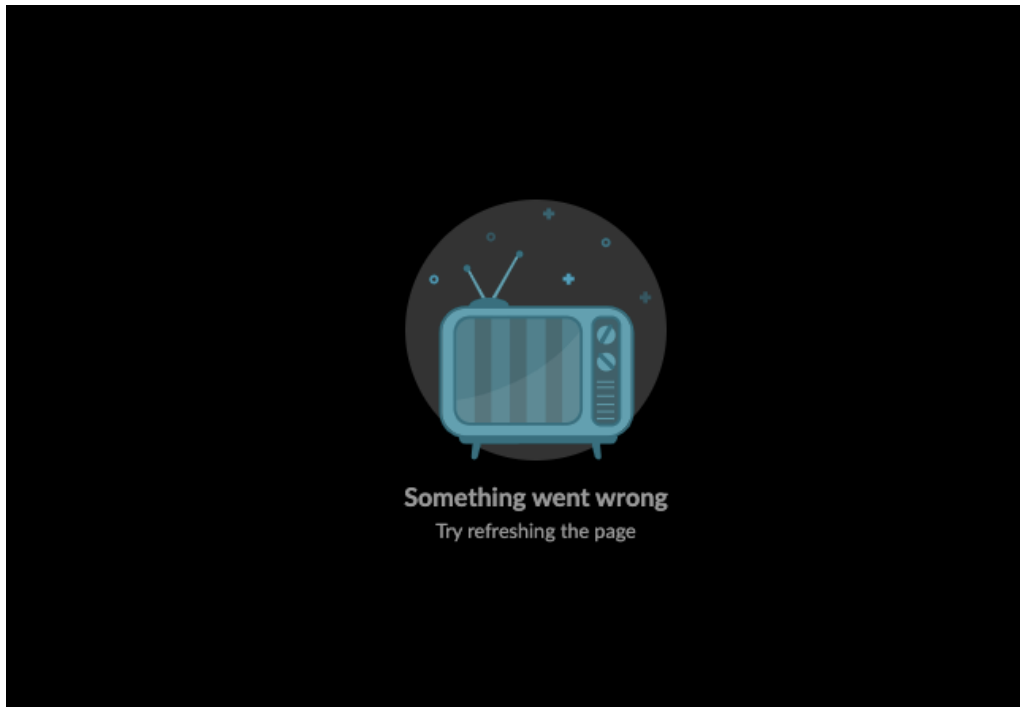


Errors

- **No Internet Connection** - If the computer has internet issues, a network connection slate will be presented to the user asking him to check he's connection and refresh the page



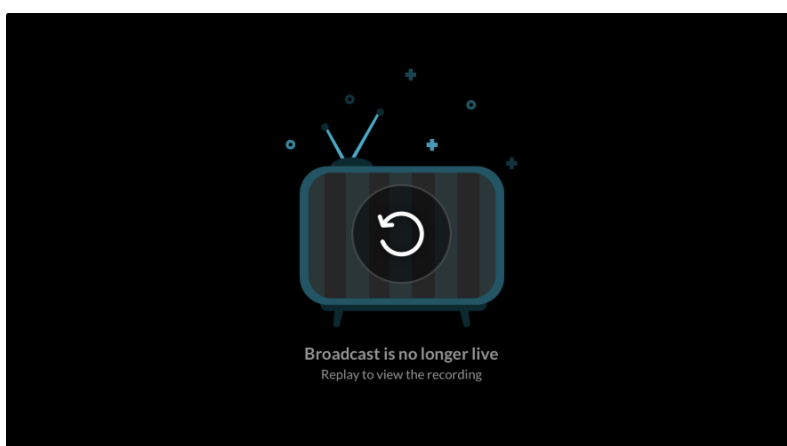
- **General Broadcast Error** - an issue with the broadcast will lead to main error slate telling the user that there is an issue with the broadcast and to try and that he should try and refresh the browser



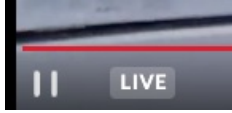
- In the case the primary has malfunctioned for any reason and the player is expected to play from a different end-point, there are two options
 - If there is a configuration on the KMC for routing between the primary and secondary end points, the player will continue to play seamlessly
 - In the the case of no configuration, the user will need to refresh the browser

Live States


- Offline - Once the broadcast has finished, the user will be presented with an offline slate offering to replay the live broadcast



- DVR - player that the point in time that it is playing is in the past will be indicated with a grey LIVE label



- Live - player that the point in time that it is playing is live will be indicated with a red LIVE label



[template("cat-subscribe")]
