

## Accessibility in Kaltura Products





This article contains Accessibility information pertaining to Kaltura MediaSpace, Kaltura Video Editing Tools, the Kaltura Player and Kaltura Video Quizzes.

Kaltura's goal is to ensure that its products are accessible. As part of these efforts, Kaltura has undergone accessibility audits performed by Level Access, a 3rd party auditor, and produced a VPAT (Voluntary Product Accessibility Template) that covers the products listed in this article.

All major screen readers are supported. All of Kaltura's product testing is conducted on JAWS over Chrome, NVDA over Firefox, and voiceover over Safari.

### Kaltura VPAT

A VPAT is a document which evaluates how accessible a product is according to standards. It is a self-disclosing document produced by the vendor that details each aspect of accessibility standards' requirements and how the product supports each criterion. ([Learn more about VPAT](#))

- VPAT for Kaltura Player V7, an online embeddable media player. Created on June 2023 for WCAG 2.1 and section 508. [Download Kaltura Player V7 VPAT2.4 June 2023 in PDF format](#) 
- Kaltura's latest VPAT v2.4 created on December 2021 for WCAG 2.1 and section 508 can be found in the link below. This VPAT is for the Kaltura Player V2, Kaltura MediaSpace, and Kaltura Video Quiz.  
[Download Kaltura VPAT2.4 Dec 2021 in PDF format](#) 
- Kaltura's VPAT v2.1 created by [Level Access](#) on September 2018 for WCAG 2.0 and section 508 can be found in the link below. This VPAT is for the Kaltura Player V2, Kaltura MediaSpace, and Kaltura Video Quiz.  
[Download Kaltura VPAT2.1 Sep 2018 in PDF format](#) 
- The VPAT for Kaltura Meetings Rooms is available in the link below. Kaltura Meetings may also be referred to as Kaltura's Virtual Classroom. [Download Kaltura Meetings VPAT2.4 Jan 2021 in PDF format](#) 

### Accessibility References

- See [Accessibility at Kaltura](#) on our corporate site for more information.
- Kaltura's Blog post on [Increasing Accessibility at Your Organization...Through Video!](#)
- [Ensuring Video Accessibility with VPAT](#)
- [Ongoing Accessibility Updates](#)

- [Player Accessibility](#)

## Additional Accessibility Resources

The following lists topics and links to articles containing information about accessibility features:

[CVAA Support](#)

[508 Compliancy](#)

[Using Multiple Audio Tracks](#)

[Kaltura Reach](#)

Closed Captions:

[Using Subtitles and Captions](#)

[Editing Captions - REACH v2](#)

[Caption File Types](#)

Keyboard Shortcuts:

[Kaltura Capture - Keyboard Shortcuts](#)

[Kaltura Lecture Capture - Keyboard Shortcuts](#)

[Kaltura Video Editing Tools - Help Tab](#)

[Rich Media Viewer Shortcuts](#)

Interactive Videos PATH:

- All hotspots in the video can be read with screen reader.
- All hotspots in the video are reachable via keyboard navigation

[Kaltura Video Editing Tools](#)

[Analytics accessibility](#)

[template("cat-subscribe")]